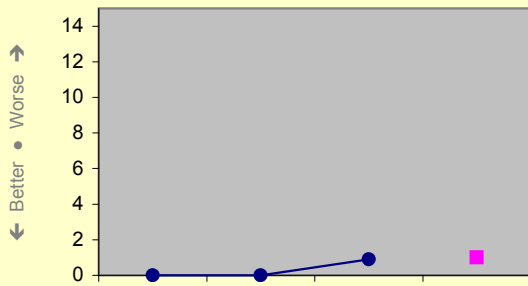


**NI 49.3: Number of primary fires and related fatalities/casualties (excl precautionary checks):
(3) Total number of fatalities due to dwelling fires per 100,000 population**



Year: 2008/09	Q1	Q2	Q3	Q4
Current	0.0	0.0	0.9	
LAA Target	[annual]	[annual]	[annual]	1.0
Last Reported	N/A	N/A	N/A	
Benchmark	N/A	N/A	N/A	
Current Quartile	N/A	N/A	N/A	

LAA INDICATOR (Designated)

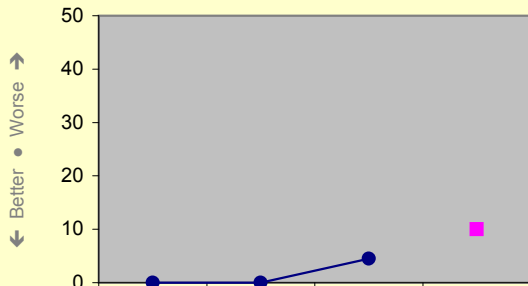
Department: CXO

RBFRS has developed risk maps to target work in the higher risk areas. Increasing numbers of home fire safety checks are being carried out in high risk areas. RBFRS is working with partners to better identify the locations of vulnerable people so that safety advice and fire safety checks can be offered. RBFRS continues to engage with young people to provide safety information.

The current figure uses validated final data. This LAA (Designated) indicator has a complex cumulative target measured by data collection. No outturn for this indicator has yet been formally reported or published. Benchmarking and quartile information is not currently available for this indicator.

Unit: Rate • Polarity: Low • BFC Lead: Ian Boswell

**NI 49.4: Number of primary fires and related fatalities/casualties (excl precautionary checks):
(4) Total number of non-fatal casualties per 100,000 population**



Year: 2008/09	Q1	Q2	Q3	Q4
Current	0.0	0.0	4.5	
LAA Target	[annual]	[annual]	[annual]	10.0
Last Reported	N/A	N/A	N/A	
Benchmark	N/A	N/A	N/A	
Current Quartile	N/A	N/A	N/A	

LAA INDICATOR (Designated)

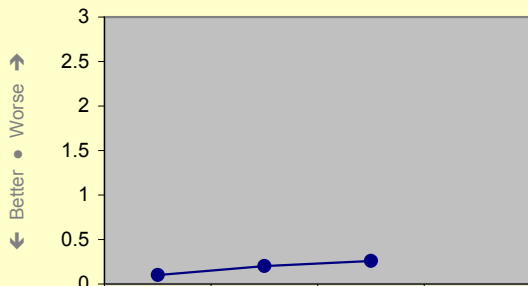
Department: CXO

RBFRS has developed risk maps to target work in the higher risk areas. Increasing numbers of home fire safety checks are being carried out in high risk areas. RBFRS is working with partners to better identify the locations of vulnerable people so that safety advice and fire safety checks can be offered. RBFRS continues to engage with young people to provide safety information.

The current figure uses validated final data. This LAA (Designated) indicator has a complex cumulative target measured by data collection. No outturn for this indicator has yet been formally reported or published. Benchmarking and quartile information is not currently available for this indicator.

Unit: Rate • Polarity: Low • BFC Lead: Ian Boswell

NI 15: Number of most serious violent crimes per 1,000 population



Year: 2008/09	Q1	Q2	Q3	Q4
Current	0.1	0.2	0.26	
Local Target	TBC	TBC	TBC	TBC
Last Reported	N/A	N/A	N/A	
Benchmark	N/A	N/A	N/A	
Current Quartile	N/A	N/A	N/A	

CAA Indicator (non-LAA)


Department: CXO

Rate based on mid-2007 population estimates (113,549) published December 2008. (Mid-2006 estimate stood at 112,205.)

The current figure uses validated final data. This CAA indicator has a cumulative target measured by data collection. No outturn for this indicator has yet been formally reported or published. Benchmarking and quartile information is not currently available for this indicator.

Unit: Rate per 1,000 • Polarity: Low • BFC Lead: Ian Boswell

NI 17: Perceptions of anti-social behaviour



CAA Indicator (non-LAA)
Department: CXO


The outturn cited is early, unconfirmed weighted data from the 2008 Place Survey. The outturn will be confirmed, and some more context provided, in Quarter 4 reports.

Year: 2008/09	Q1	Q2	Q3	Q4
Current ●	N/A	N/A	16.2	
Local Target ■	[annual]	[annual]	20.0	[annual]
Last Reported	N/A	N/A	N/A	
Benchmark	N/A	N/A	N/A	
Current Quartile	N/A	N/A	N/A	

The current estimate is based on unvalidated current data. This CAA indicator has a snapshot target measured by survey. No outturn for this indicator has yet been formally reported or published. Benchmarking and quartile information is not currently available for this indicator.

Unit: % ● Polarity: Low ● BFC Lead: Ian Boswell

NI 18: Adult re-offending rates for those under probation supervision



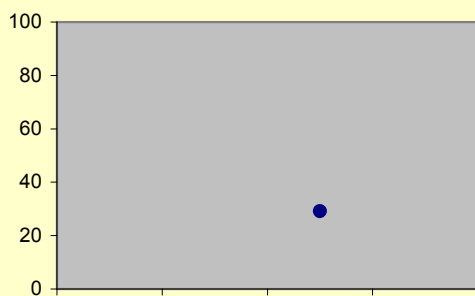
CAA Indicator (non-LAA)
Department: CXO

Efforts by the Performance & Partnerships team to obtain data from the Probation Service have had no success. We are informed that other Councils both locally and nationally are experiencing similar difficulties with their Probation Services. If any data becomes available in the near future, it will be reported in later drafts of this Quarter 3 report.

Year: 2008/09	Q1	Q2	Q3	Q4
Current ●	N/A			
Local Target ■	TBC	TBC	TBC	TBC
Last Reported	N/A			
Benchmark	N/A			
Current Quartile	N/A			

Unit: Rate ● Polarity: Low ● BFC Lead: Ian Boswell

NI 22: Perceptions of parents taking responsibility for the behaviour of their children in the area



CAA Indicator (non-LAA)
Department: CXO

The outturn cited is early, unconfirmed weighted data from the 2008 Place Survey. The outturn will be confirmed, and some more context provided, in Quarter 4 reports.

Year: 2008/09	Q1	Q2	Q3	Q4
Current ●	N/A	N/A	29.1	
Local Target ■	[annual]	[annual]	TBC	[annual]
Last Reported	N/A	N/A	N/A	
Benchmark	N/A	N/A	N/A	
Current Quartile	N/A	N/A	N/A	

The current estimate is based on unvalidated current data. This CAA indicator has a snapshot target measured by survey. No outturn for this indicator has yet been formally reported or published. Benchmarking and quartile information is not currently available for this indicator.

Unit: TBC ● Polarity: TBC ● BFC Lead: Ian Boswell

NI 26: Specialist support to victims of serious sexual offence




CAA Indicator (non-LAA)
Department: CXO

The final technical definition of this indicator has not yet been published by the Department of Communities and Local Government (CLG). It is thus not yet clear where data will be sourced from (whether from local authorities or from a central government department or agency), or how frequently data will be available.

Year: 2008/09	Q1	Q2	Q3	Q4
Current ●	N/A	N/A	N/A	
Local Target ■	TBC	TBC	TBC	TBC
Last Reported	N/A	N/A	N/A	
Benchmark	N/A	N/A	N/A	
Current Quartile	N/A	N/A	N/A	

Unit: TBC ● Polarity: TBC ● BFC Lead: Ian Boswell

NI 27: Understanding of local concerns about anti-social behaviour and crime issues by local council and police



CAA Indicator (non-LAA)
Department: CXO

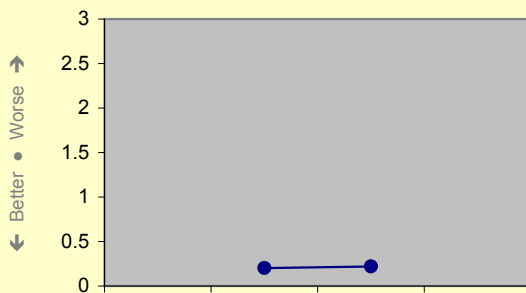
The outturn cited is early, unconfirmed weighted data from the 2008 Place Survey. The outturn will be confirmed, and some more context provided, in Quarter 4 reports.

Year: 2008/09	Q1	Q2	Q3	Q4
Current ●	N/A	N/A	26.0	
Local Target ■	[annual]	[annual]	TBC	[annual]
Last Reported	N/A	N/A	N/A	
Benchmark	N/A	N/A	N/A	
Current Quartile	N/A	N/A	N/A	

The current estimate is based on unvalidated current data. This CAA indicator has a snapshot target measured by survey. No outturn for this indicator has yet been formally reported or published. Benchmarking and quartile information is not currently available for this indicator.

Unit: TBC ● Polarity: High ● BFC Lead: Ian Boswell

NI 28: Serious knife crime rate



CAA Indicator (non-LAA)
Department: CXO

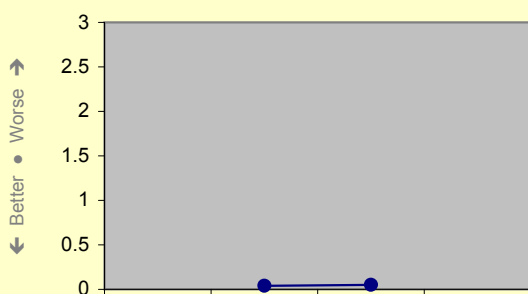
The rate shown is a cumulative YTD figure at the end of Quarter 3, based on mid-2007 population estimates. The low outturn represents the low level of knife-related crime in the Borough.

Year: 2008/09	Q1	Q2	Q3	Q4
Current ●	N/A	0.2	0.22	
Local Target ■	TBC	TBC	TBC	TBC
Last Reported	N/A	N/A	N/A	
Benchmark	N/A	N/A	N/A	
Current Quartile	N/A	N/A	N/A	

The current figure uses validated final data. This CAA indicator has a cumulative target measured by data collection. No outturn for this indicator has yet been formally reported or published. Benchmarking and quartile information is not currently available for this indicator.

Unit: Rate ● Polarity: Low ● BFC Lead: Ian Boswell

NI 29: Gun crime rate



Year: 2008/09	Q1	Q2	Q3	Q4
Current	N/A	0.04	0.05	TBC
Local Target	TBC	TBC	TBC	TBC
Last Reported	N/A	N/A	N/A	N/A
Benchmark	N/A	N/A	N/A	N/A
Current Quartile	N/A	N/A	N/A	N/A


CAA Indicator (non-LAA)
Department: CXO

The rate shown is a cumulative YTD figure at the end of Quarter 3, based on mid-2007 population estimates.

The current figure uses validated final data. This CAA indicator has a cumulative target measured by data collection. No outturn for this indicator has yet been formally reported or published. Benchmarking and quartile information is not currently available for this indicator.

Unit: Rate • Polarity: Low • BFC Lead: Ian Boswell

NI 30: Re-offending rate of prolific and other priority offenders



Year: 2008/09	Q1	Q2	Q3	Q4
Current	N/A	N/A	TBC	TBC
Local Target	TBC	TBC	TBC	TBC
Last Reported	N/A	N/A	N/A	N/A
Benchmark	N/A	N/A	N/A	N/A
Current Quartile	N/A	N/A	N/A	N/A

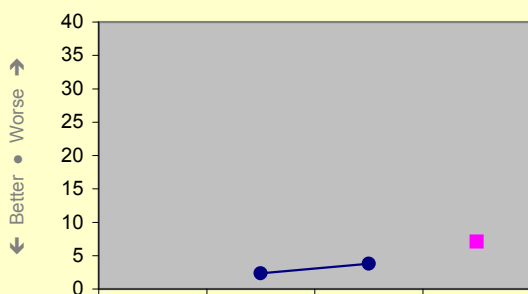
CAA Indicator (non-LAA)
Department: CXO

This is a complex indicator in which current figures are compared to a national historical baseline in order to give a final outturn. An estimate of the current local position has been made available to BFC, but the Home Office have yet to respond to requests for the national baseline. An update may be possible in later drafts of this Quarter 3 report.

Unit: % • Polarity: High • BFC Lead: Ian Boswell (PC Lorna Rivett)

NI 33.1: Arson incidents:

(i) Number of deliberate primary fires per 10,000 population



Year: 2008/09	Q1	Q2	Q3	Q4
Current	N/A	2.34	3.80	7.10
Local Target	[annual]	[annual]	[annual]	7.10
Last Reported	N/A	N/A	N/A	N/A
Benchmark	N/A	N/A	N/A	N/A
Current Quartile	N/A	N/A	N/A	N/A

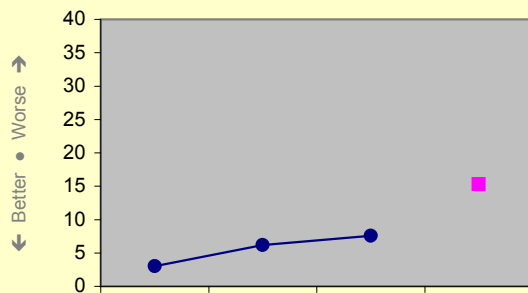
CAA Indicator (non-LAA)
Department: CXO

Outturns cited are cumulative YTD. RBFRS is targeting its work in higher risk areas and is working with partners carrying out environmental/arson audits. RBFRS is engaging with young people to provide safety information and provide diversionary activities.

The current figure uses validated final data. This CAA indicator has a complex cumulative target measured by data collection. No outturn for this indicator has yet been formally reported or published. Benchmarking and quartile information is not currently available for this indicator.

Unit: Rate • Polarity: Low • BFC Lead: Ian Boswell

**NI 33.2: Arson incidents:
(ii) Number of deliberate secondary fires per 10,000 population**



Year: 2008/09	Q1	Q2	Q3	Q4
Current	3.00	6.21	7.57	
Local Target	[annual]	[annual]	[annual]	15.30
Last Reported	N/A	N/A	N/A	
Benchmark	N/A	N/A	N/A	
Current Quartile	N/A	N/A	N/A	


CAA Indicator (non-LAA)
Department: CXO

Outturns cited are cumulative YTD. RBFRS is targeting its work in higher risk areas and is working with partners carrying out environmental/arson audits. RBFRS is engaging with young people to provide safety information and provide diversionary activities.

The current figure uses validated final data. This CAA indicator has a complex cumulative target measured by data collection. No outturn for this indicator has yet been formally reported or published. Benchmarking and quartile information is not currently available for this indicator.

Unit: Rate • Polarity: Low • BFC Lead: Ian Boswell

NI 34: Domestic violence – murder



Year: 2008/09	Q1	Q2	Q3	Q4
Current	0.0	0.0	0.0	
Local Target	0.0	0.0	0.0	0.0
Last Reported	N/A	N/A	N/A	
Benchmark	N/A	N/A	N/A	
Current Quartile	N/A	N/A	N/A	

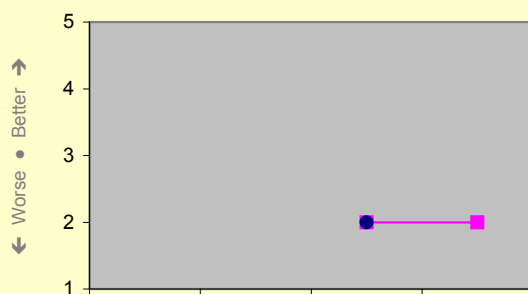
CAA Indicator (non-LAA)
Department: CXO

The Borough has suffered no domestic violence related murders.

The current figure uses validated final data. This CAA indicator has a cumulative target measured by data collection. No outturn for this indicator has yet been formally reported or published. Benchmarking and quartile information is not currently available for this indicator.

Unit: Rate • Polarity: Low • BFC Lead: Ian Boswell

NI 35: Building resilience to violent extremism



Year: 2008/09	Q1	Q2	Q3	Q4
Current	N/A	N/A	2	
Local Target	N/A	N/A	2	2
Last Reported	N/A	N/A	N/A	
Benchmark	N/A	N/A	N/A	
Current Quartile	N/A	N/A	N/A	

CAA Indicator (non-LAA)
Department: CXO

The figure cited is an average of our self-assessment on each of the four workstreams in the national 'Prevent' strategy. The Council has good links with the Bracknell Islamic Cultural Society, with an ongoing series of meetings. A schools information package has been purchased, and presentations on 'Prevent' will be delivered to managers throughout BFC in early 2009.

The current estimate is based on unvalidated current data. This CAA indicator has a snapshot (self-assessment) target measured by self-assessment. No outturn for this indicator has yet been formally reported or published. Benchmarking and quartile information is not currently available for this indicator.

Unit: Scale 1-5 • Polarity: High • BFC Lead: Ian Boswell

NI 36: Protection against terrorist attack



CAA Indicator (non-LAA)
Department: CXO

The local Counter-Terrorist Security Advisor (CTSA) has been contacted regarding this indicator. The CTSA is conducting vulnerability assessments for all local authority areas within TVP. It is anticipated that the assessment rating for Bracknell Forest will be available in late February, and will be reported in later drafts of this Quarter 3 report, or in Quarter 4 at the latest.

Year: 2008/09	Q1	Q2	Q3	Q4
Current	N/A	N/A	N/A	
Local Target	N/A	N/A	N/A	N/A
Last Reported	N/A	N/A	N/A	
Benchmark	N/A	N/A	N/A	
Current Quartile	N/A	N/A	N/A	

Unit: Scale 1-5 • Polarity: Low • BFC Lead: Ian Boswell/David Clifford

NI 122: Mortality from all cancers at ages under 75



CAA Indicator (non-LAA)
Department: CXO

Discussions between BFC and BEPCT are still underway regarding how PCT data can best be reported in Bracknell Forest (Council and Partnership) performance reports.

Year: 2008/09	Q1	Q2	Q3	Q4
Current	N/A			
Local Target	TBC	TBC	TBC	TBC
Last Reported	N/A			
Benchmark	N/A			
Current Quartile	N/A			

Unit: Rate • Polarity: Low • BFC Lead: Belinda Clack

NI 143: Offenders under probation supervision living in settled and suitable accommodation at the end of their order or licence




CAA Indicator (non-LAA)
Department: CXO

Efforts by the Performance & Partnerships team to obtain data from the Probation Service have had no success. We are informed that other Councils both locally and nationally are experiencing similar difficulties with their Probation Services. If any data becomes available in the near future, it will be reported in later drafts of this Quarter 3 report.

Year: 2008/09	Q1	Q2	Q3	Q4
Current	N/A			
Local Target	TBC	TBC	TBC	TBC
Last Reported	N/A			
Benchmark	N/A			
Current Quartile	N/A			

Unit: % • Polarity: High • BFC Lead: Ian Boswell

NI 144: Offenders under probation supervision in employment at the end of their order or licence



CAA Indicator (non-LAA)
Department: CXO

Efforts by the Performance & Partnerships team to obtain data from the Probation Service have had no success. We are informed that other Councils both locally and nationally are experiencing similar difficulties with their Probation Services. If any data becomes available in the near future, it will be reported in later drafts of this Quarter 3 report.

Year: 2008/09	<u>Q1</u>	<u>Q2</u>	<u>Q3</u>	<u>Q4</u>
Current ●	N/A			
Local Target ■	TBC	TBC	TBC	TBC
Last Reported	N/A			
Benchmark	N/A			
Current Quartile	N/A			

Unit: % • Polarity: High • BFC Lead: Ian Boswell

ACTIONS IN SUPPORT OF MTO 8		<u>Due Date</u>	<u>Owner</u>	<u>Comments</u>
8.1	Work with the Crime and Disorder Reduction Partnership to reduce crime by 3% each year by 2011.			
8.1.1	Develop and implement a co-ordinated communications strategy for the Crime and Disorder Reduction Partnership.	Dvlpmnt: Mar 2008 Implmtn: Apr 2009	CXO	✓ <i>New arrangements made for regular meetings with Head of Communications and Marketing. Member of Communications team to be assigned to work with CDRT. More structured use to be made of Town and Country, newspapers and the BFC website.</i>
8.1.2	Implement community TV across the Borough.	Apr 2009	CXO	✓ <i>Community TV scheme successfully launched in October.</i>
8.1.3	Establish a working group to oversee the development of CCTV and automatic number plate recognition (ANPR) within the Borough.	Mar 2011	CXO	✓ <i>Funding agreed by Council to match-fund contribution by TVP (if agreed) to finance the development of an ANPR system within the Borough. Decision expected in Q4. Scoping continues over future direction of CCTV</i>
8.1.4	Implement the aims and targets of the CDRP plan 2008 to reduce crime.	Mar 2011	CXO	✗ <i>Many areas of crime are showing signs of increase along with neighbouring police areas. This follows a long period of sustained fall. Unknown at this stage whether this is connected to the impending recession. Signs of some encouraging reductions at the end of Quarter 3.</i>
8.1.5	Ensure that community safety issues are addressed in the town centre regeneration through the production of a strategy.	Mar 2009	CXO	✓ <i>Regular meetings held to discuss the status and progress of town centre regeneration. Ongoing work with progress influenced by redevelopment timescales.</i>
8.2	Reduce the number of people who fear crime by 10% by 2011.			
8.2.1	Ensure that regular meetings are held with BFC Corporate Communications to address these issues and feed back on a regular basis to the CDRP.	Ongoing	CXO	✓ <i>New arrangements made for regular meetings with Head of Communications and Marketing. Member of Communications team to be assigned to work with CDRT. More structured use to be made of Town and Country, newspapers and the BFC website. Regular feedback of all activity made to CDRP.</i>

8.3 Expand the CCTV network coverage in the Borough.				
8.3.1	Develop a strategy for CCTV in the regenerated town centre.	Jul 2008	CXO	✓ Initial project delivery objectives identified between Thames Valley Police, BRP, and BFC. Develop detailed scoping plan for the development of an integrated CCTV system. Update to Regeneration Committee/CDRP March 2009.
8.3.2	Work with partners to develop CCTV within the redeveloped town centre and wider Borough.	Ongoing	CXO	✓ CCTV development timescales have to follow progress of town centre development. A vision document has already been submitted with tacit support from partners.
8.4 Use the 'speedwatch' anti-speeding teams to reduce the incidence of speeding.				
8.4.3	Secure delivery of LAA target on volunteering and engagement, specifically: special constables and school governors; informal volunteering rates (including managing and promoting the 'Speedwatch' campaign); and helping residents to influence decisions.	Mar 2009	CXO	✓ Special constables and school governors target met; remaining work transferred to Community Engagement and Equalities team.
OPERATIONAL RISKS TO MTO 8			Owner	Progress on Mitigation Actions
8.1	Much of the performance depends on the work of the Council collaborating with partners, especially in areas where they are the lead service agency. Even then, crime and disorder can be affected by issues beyond the Borough boundary, including national and international influences. Mitigation: The most effective mitigation will be continued strong and effective partnership working.		CXO	Strategic Assessment completed. Review of CDRP plan to be completed by April 2009. Arrangements made to analyse assault data alongside crime data. Review of subgroup structure and membership to be a part of the CDRP plan review. Review of communication arrangements should reduce fear of crime. Revised/New Risk: Much speculation over the effects of the predicted recession in the coming months. Full effects unknown but review of structures will help mitigate this.
Medium-Term Objective 9: Promote independence and choice for vulnerable adults and older people.				
PERFORMANCE INDICATORS FOR MTO 9				
ACTIONS IN SUPPORT OF MTO 9				
Due Date Owner Comments				
9.1 Modernise services for vulnerable adults and older people by reducing reliance on residential care and improving access to community-based services.				
9.1.6	Implement the communications plan for the modernisation of adult services.	Dec 2008	CXO	✓ Plans ongoing.
9.3 Develop a Borough-wide Strategy for Older People.				
9.3.1	Publish a Strategy for Older People.	Mar 2009	CXO	✓ Strategy has been drafted and will go to the Executive for consultation in March.
OPERATIONAL RISKS TO MTO 9			Owner	Progress on Mitigation Actions
9.2	Resources being sufficient/loss of key staff. Mitigation: Mitigation through effective management and use of consultants if necessary and affordable.		CXO	No change to the risk this quarter. Revised/New Risk: None.


**PRIORITY FIVE:
VALUE FOR MONEY**

Medium-Term Objective 10:

Be accountable and provide excellent value for money.

PERFORMANCE INDICATORS FOR MTO 10

NI 5: Overall/general satisfaction with local area



Year: 2008/09	Q1	Q2	Q3	Q4
Current	N/A	N/A	83.5	
LAA Target	[annual]	[annual]	TBC	[annual]
Last Reported	N/A	N/A	N/A	
Benchmark	N/A	N/A	N/A	
Current Quartile	N/A	N/A	N/A	

LAA INDICATOR (Designated)


Department: CXO

The outturn cited is early, unconfirmed weighted data from the 2008 Place Survey. The outturn will be confirmed, and some more context provided, in Quarter 4 reports.

The current estimate is based on unvalidated current data. This LAA (Designated) indicator has a snapshot target measured by survey. No outturn for this indicator has yet been formally reported or published. Benchmarking and quartile information is not currently available for this indicator.

Unit: % • Polarity: High • BFC Lead: Belinda Clack

NI 172: Percentage of small businesses in an area showing employment growth



Year: 2008/09	Q1	Q2	Q3	Q4
Current	N/A	N/A	11.02	
LAA Target	[annual]	[annual]	[annual]	TBC
Last Reported	N/A	N/A	11.02	
Benchmark	N/A	N/A	13.89	
Current Quartile	N/A	N/A	Worst	

LAA INDICATOR (Designated)


Department: CXO

BERR have only recently made data available, and this is the first time this new indicator has been reported. The outturn cited is for 2006/07, the latest year for which figures exist. The Performance & Partnerships team are trying to establish with BERR whether the time lag will always be this long. The national 2006/07 median for UAs was 13.1, and that for Berkshire was 12.0.

The current estimate is based on latest available data which relates to an earlier period. This LAA (Designated) indicator has a complex cumulative target measured by data collection. The 'last reported' figure is from BERR (February 2009). Quartile shows the position of the current estimate within the 2006/07 figures for all UAs in England. Benchmark is the 75th percentile in the same

Unit: % • Polarity: High • BFC Lead: Chris Mansfield

NI 138: Satisfaction of people over 65 with both home and neighbourhood



Year: 2008/09	Q1	Q2	Q3	Q4
Current	N/A	N/A	84.4	
Local Target	[annual]	[annual]	TBC	[annual]
Last Reported	N/A	N/A	N/A	
Benchmark	N/A	N/A	N/A	
Current Quartile	N/A	N/A	N/A	

CAA Indicator (non-LAA)

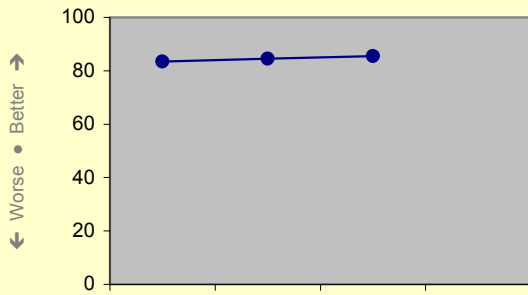
Department: CXO

The outturn cited is early, unconfirmed weighted data from the 2008 Place Survey. The outturn will be confirmed, and some more context provided, in Quarter 4 reports.

The current estimate is based on unvalidated current data. This CAA indicator has a snapshot target measured by survey. No outturn for this indicator has yet been formally reported or published. Benchmarking and quartile information is not currently available for this indicator.

Unit: TBC • Polarity: High • BFC Lead: Victor Nicholls

NI 151: Overall employment rate (working-age)



CAA Indicator (non-LAA)
Department: CXO

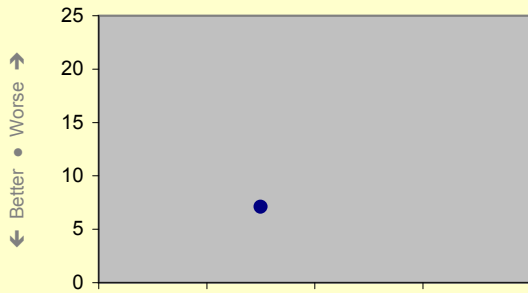
Data is produced by the ONS on a rolling four quarters basis with a six-month time lag. The figure of 85.5% therefore relates to the year July 2007 to June 2008 - before the economic downturn. The figure for GB is 74.5%, and that for the South-East is 78.6%. Those for our statistical neighbours include Wokingham (81.8%), West Berks (84.4%) and Milton Keynes (79.8%).

The current estimate is based on latest available (outdated) data. This CAA indicator has a snapshot target measured by survey. The 'last reported' figure is from ONS (Nomis) (12/2008). Quartile shows the position of the current outturn within the 07/07-06/08 figures for all South-East authorities. No benchmarking information is yet available.

Unit: % • Polarity: High • BFC Lead: David Clifford (interim)

Year: 2008/09	Q1	Q2	Q3	Q4
Current	83.5	84.5	85.5	TBC
Local Target	TBC	TBC	TBC	TBC
Last Reported	83.5	84.5	85.5	
Benchmark	N/A	N/A	N/A	
Current Quartile	Best	Best	Best	

NI 152: Working age people on out of work benefits

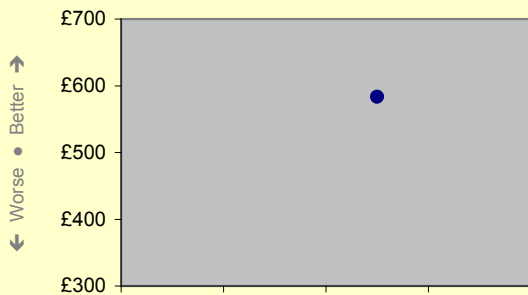


CAA Indicator (non-LAA)
Department: CXO

Unit: % • Polarity: Low • BFC Lead: David Clifford (interim)

Year: 2008/09	Q1	Q2	Q3	Q4
Current	N/A	7.1	7.1	TBC
Local Target	TBC	TBC	TBC	TBC
Last Reported	N/A	7.1		
Benchmark	N/A	N/A		
Current Quartile	N/A	N/A		

NI 166: Median earnings of employees in the area



CAA Indicator (non-LAA)
Department: CXO


Data for this indicator is based on the Annual Survey of Hours and Earnings (ASHE), which surveys earnings for approximately 1% of the entire population over a specific pay period in April each year. The figure cited relates to April 2008, and represents a 4.9% increase on 2007 (£556). The national figure is £479, while that for the South-East is £556 (sic).

The current figure uses validated final data. This CAA indicator has a snapshot target measured by survey. The 'last reported' figure is from the Annual Survey of Hours and Earnings (November 2008). Benchmarking and quartile information is not currently available for this indicator.

Unit: Currency • Polarity: High • BFC Lead: David Clifford (interim)

Year: 2008/09	Q1	Q2	Q3	Q4
Current	N/A	N/A	£583.30	TBC
Local Target	TBC	TBC	TBC	TBC
Last Reported	N/A	N/A	£583.30	
Benchmark	N/A	N/A	N/A	
Current Quartile	N/A	N/A	N/A	

NI 171: New business registration rate



CAA Indicator (non-LAA)
Department: CXO

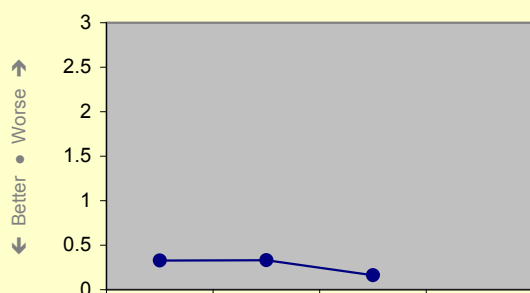
This new indicator is intended as a proxy for business start-up rates. Data is collected by the Office of National Statistics (ONS) on an annual basis and is made available one year in arrears: the figure cited thus relates to the calendar year 2007. Because inclusion criteria will change slightly from 2008, no meaningful time series will be available for some years.

Year: 2008/09	Q1	Q2	Q3	Q4
Current ●	N/A	N/A	63.8	TBC
Local Target ■	TBC	TBC	TBC	TBC
Last Reported	N/A	N/A	63.8	
Benchmark	N/A	N/A	62.8	
Current Quartile	N/A	N/A	Best	

The current estimate is based on latest available data which relates to an earlier period. The 'last reported' figure is from BERR/ONS (November 2008). Quartile shows the position of the current estimate within the 2007/08 figures for all unitary authorities in England. Benchmark is the 75th percentile in the same figures.

Unit: Rate per 10,000 ● Polarity: High ● BFC Lead: Chris Mansfield

NI 173: Flows onto incapacity benefits from employment



CAA Indicator (non-LAA)
Department: CXO

This new indicator measures the proportion of the working population living in an LA area who move directly from employment to incapacity benefits. It is calculated and reported centrally by the DWP on a 'rolling four quarters' basis, with an approximate two-quarter time lag. The current figure thus relates to the year to end-May 2008 - before the economic downturn.

Year: 2008/09	Q1	Q2	Q3	Q4
Current ●	0.329	0.330	0.163	TBC
Local Target ■	TBC	TBC	TBC	TBC
Last Reported	0.329	0.330	0.163	
Benchmark	0.407	0.404	0.345	
Current Quartile	Best	Best	Best	

The current figure uses latest available (outdated) data. This CAA indicator has a complex cumulative target measured by data collection. The 'last reported' figure is from the DWP/Nomis (January 2009). Quartile shows the position of the current figure within the dataset for all LAs in England. Benchmark is the 75th percentile in the same figures.

Unit: % ● Polarity: Low ● BFC Lead: David Clifford (interim)

ACTIONS IN SUPPORT OF MTO 10		Due Date	Owner	Comments
10.1	Maintain Council Tax levels in the lowest quarter of all unitary authorities.			
10.1.4	Assist in the production of the work programme for O&S.	Jul 2008	CXO	✓ Complete – consultation with CMT and the Executive on the O&S Work Programme was concluded in Quarter 2, and the final Programme has been published.
10.1.5	Support the work of the O&S Commission, Panels and Working Groups.	Mar 2009	CXO	✓ All O&S work is being appropriately supported.
10.1.6	Produce Annual Report of Overview & Scrutiny.	Feb 2009	CXO	✓ 2007/08 Annual Report of O&S adopted by Council in April 2008. Next Annual Report not due until April 2009.
10.1.7	Develop partner scrutiny arrangements once new Government regulations issued.	TBC (awaiting Govt regs)	CXO	✓ Full action cannot commence until new regulations issued by Government, but progress made through the LAA Working Group's report in Quarter 2.
10.1.8	Undertake organisational restructure of Overview & Scrutiny to respond to new legislation, scrutiny of the Bracknell Forest Partnership, and the Council restructure.	Jul 2008	CXO	✓ Restructure complete following Council approval on in April 2008.

10.2 Implement a four year 'efficiency' programme to reduce spending to sustainable levels.					
10.2.14	Co-ordinate the delivery of the CPA Improvement Plan.	Mar 2009	CXO	✓	<i>The CPA Improvement Plan has been embedded into departmental service plans, progress against which is monitored through the Performance Monitoring Reports.</i>
10.2.15	Undertake direction of travel self-assessment (CPA).	Nov 2008	CXO	✓	<i>DOT self-assessment submitted, discussions with Audit Commission ongoing.</i>
10.2.16	Co-ordinate the new Comprehensive Area Assessment.	Mar 2009	CXO	✓	<i>Partnership Performance Working Group (PWG) established. Response sent to joint inspectorate consultation. Briefings held for CMT and BFP Board. November workshop held for PWG including presentation from Audit Commission Lead.</i>
10.2.17	Introduce the new National Indicator Set.	Apr 2008	CXO	✓	<i>New National Indicator Set introduced with effect from April 2008, incorporated into PMRs from Quarter 2. Not all definitions have yet been finalised and there is a lack of baseline data on most new indicators. The central government departments which are responsible for making data available to local authorities are in many cases not doing so in a timely manner.</i>
10.2.18	Conduct the new 'Place Survey'.	Dec 2008	CXO	✓	<i>On track, survey return rate exceeded that required. Results due mid-February 2009.</i>
10.2.19	Implement a new Performance Management ICT system.	Mar 2009	CXO	✓	<i>Assessment presentations held with representatives from partners and Council departments for each of the four shortlisted suppliers. References and additional IT information requested.</i>
10.2.20	Collate and analyse performance information, and highlight changes in performance.	Ongoing (quarterly)	CXO	✓	<i>This work is ongoing as part of the preparation of the PMRs and CPOR, including more indicator-focused reporting from Quarter 2. Work underway to find more of previously missing data for Quarter 3.</i>
10.2.21	Prepare and publish the Council's Annual Report.	Jun 2008	CXO	✓	<i>Complete. Council's Annual Report for 2007/08 adopted by Council in June 2008. Work will begin in Quarter 4 on preparation of the 2008/09 Annual Report.</i>
10.2.22	Undertake corporate research for the Council and BFP – with emphasis on future developments, new legislation and advice.	Ongoing	CXO	✓	<i>Ongoing. No outstanding requests.</i>
10.2.23	Support use of the PWC performance benchmarking tool.	Ongoing	CXO	✓	<i>The current version of this tool is on the intranet and data input is up to date.</i>
10.2.24	Produce a Data Quality Strategy and Policy, and roll out with staff training.	Dec 2008	CXO	✗	<i>Consultant appointed to undertake work during January-March 2009.</i>
10.3 Create clear, accountable governance structures for working in partnership with other organisations in the Borough.					
10.3.1	Review the structure and accountability of the Bracknell Forest Partnership.	Dec 2008	CXO	✓	<i>BFP Strategic Risk Register developed and annual self-assessment undertaken. Updated version of Protocol will be signed by BFP Board during Quarter 4.</i>
10.3.2	Coordinate the preparation for the new Value For Money assessment, and lead on the "Managing the Business" section.	Mar 2009	CXO		<i>Responsibility with Corporate Services Department for this year.</i>

10.3.3	Establish a cross-departmental group to share demographic and other information.	Mar 2009	CXO	✓	<i>Plans for this action have been expanded to include partner information in the central database. Discussions with partners are currently underway in order to determine responsibilities, ownership and data sources. We are also currently developing a consistent 'story of place' for Bracknell Forest covering demographic and quality of life indicators, that will be used to inform strategies and policies across the organisation.</i>
10.3.4	Support the development of the integrated performance management framework to all key BFP partnerships.	Mar 2009	CXO	✓	<i>Theme partnership performance reports will run from January 2009.</i>
10.3.5	Produce quarterly progress review of LAA for Government Office for the South East (GOSE) and the BFP Board.	Ongoing (quarterly)	CXO	✓	<i>Second quarter performance report prepared for GOSE and BFP Board.</i>
10.3.6	Publish a revised Partnership Handbook for the Bracknell Forest Partnership.	Nov 2008	CXO	✓	<i>Complete. Handbook published September 2008.</i>
10.3.8	Operate system of Voluntary Sector grants.	Mar 2009	CXO	✓	<i>System operating.</i>
10.3.9	Refresh the Voluntary Sector Compact.	Sep 2008	CXO	✓	<i>Complete – the new Voluntary Sector Compact was approved by the Executive in May 2008.</i>
10.4	Work effectively with partners to improve the quality of life in the Borough.				
10.4.1	Lead partners in the publication of the new Sustainable Community Strategy for Bracknell Forest.	Oct 2008	CXO	✓	<i>Complete. Sustainable Community Strategy published and launched in June 2008.</i>
10.4.2	Lead partners in the annual refresh of the Sustainable Community Strategy.	Mar 2009	CXO	✓	<i>Work due to start later in the year.</i>
10.4.3	Coordinating the preparation of the Bracknell Forest Local Area Agreement (LAA), and its revision for the following year.	Jun 2008	CXO	✓	<i>Local Area Agreement published and launched in June 2008. Refresh timetable and process agreed and underway.</i>
10.4.7	Implement action plan to improve the BFP's internal and external communications.	Ongoing	CXO	✓	<i>Community TV scheme launched, 2008/09 BFP Handbook published, updated Communications Strategy agreed.</i>
10.4.8	Annually refresh the evidence base for the Sustainable Community Strategy.	Mar 2009	CXO	✓	<i>Work due to start later in the year.</i>
10.4.9	Implement community TV pilot.	Jan 1900	CXO	✓	<i>Community TV scheme successfully launched in October.</i>
10.4.13	Facilitate the LAA commitments to support economic development and enterprise through the BFP.	Mar 2009	CXO	✓	<i>Action taken to support LAA commitments. Awaiting confirmation of baseline criteria for NI 171 and 172.</i>
10.4.14	Progress the creation of the new Economic Development and Learning Partnership.	Sep 2008	CXO	✓	<i>Economic and Skills Development Partnership established, Terms of Reference agreed and action plan drafted.</i>
10.4.15	Provide input to the Sub National Review of Economic Development.	Mar 2009	CXO	✓	<i>BFC contribution to SNR and new duty for local authorities.</i>
10.4.16	Support the development of joint arrangements for economic development in Berkshire, through the Berkshire Economic Strategy Board.	Ongoing	CXO	✓	<i>BFC membership of BESB implemented. Ongoing officer support/engagement for local economic activity.</i>

OPERATIONAL RISKS TO MTO 10		Owner	Progress on Mitigation Actions
10.8	<p>Reliance on third-party decisions and prevailing market conditions. Internal capacity and Member capacity. Changing national priorities and Government policy.</p> <p>Mitigation: Mitigation through practical management of work programme and support for Members.</p>	CXO	<p>No change to the risk this quarter.</p> <p>Revised/New Risk: None.</p>