

REQUEST FOR WORK TO TREE(S) UNDER A RESTRICTIVE COVENANT



Environment, Culture and
Communities

PLEASE KEEP THIS PART OF THE FORM

NOTES TO HELP YOU

1. Complete this Application Form and include a detailed sketch plan (as in the example provided) showing the position of the trees and details of what works you propose to them.
2. To help process this application more efficiently, you may want to request your Arborist (tree-surgeon) to fill in the Application Form on your behalf (or at least provide a copy of their recommended 'schedule of works', which you could use to fill in the Application Form or enclose a copy. For further information visit the Arboricultural Association website at www.trees.org.uk
3. If the reason for your application is that you believe subsidence damage is being caused by the tree, you are advised to contact your insurance company who may investigate the matter on your behalf and who may be able to support your application by providing evidence, such as an engineer's or surveyors report. If you have this data, please ensure you attach a copy of this report to this Application Form.

The completed Application Form must be sent to the Council at the following address -



Bracknell Forest Council
Tree Service
Time Square
Market Street
Bracknell
RG12 1JD

WHAT HAPPENS TO THE APPLICATION?

- On receipt it will be checked and if complete, will be validated and processed and you will receive acknowledgement in writing which will include a Reference Number for you to be able to track progress.
- A Tree Officer will visit the site and may wish to discuss your proposal with you in more detail (your daytime/mobile phone contact details are therefore important to us)
- A decision on your application will be made as soon as possible. We aim to service your request within 21 working days.
- For general arboricultural (tree) advice, you are advised to contact an Arborist (tree-surgeon) Details of approved Arborists (and a lot more information) are available on the website; www.trees.org.uk or if you prefer us to send you a list, call 01344 352000 and ask for the list of 'Approved Contractors'

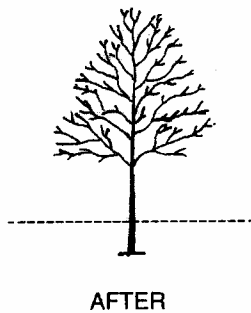
EXAMPLES OF 'REASONS FOR WORK' -

Branches causing obstruction to: ...footpath, driveway etc.
 Branches blocking streetlight/road signs etc.
 Recommendation by Arborist (Tree Surgeon) (* Please attach a copy of their 'Schedule of Works')
 Subsidence damage to property (* IMPORTANT - See 'Notes To Help You' on first page)

EXAMPLES OF ' PROPOSED WORK' -

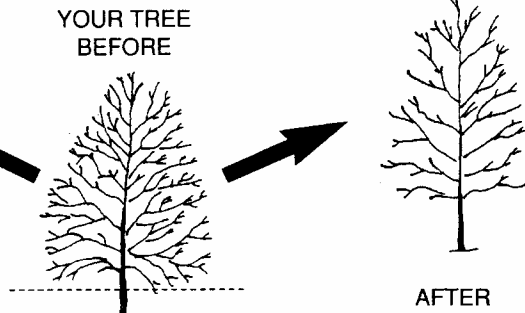
These are some approved techniques as described in the British Standard: "Recommendations for Tree Work (BS3998)". This will help you decide what might be most appropriate for your tree and will enable you to use the correct terms to describe your intended works. One or possibly a combination of these techniques may be used or other methods that are not specified here. Your Arborist (Tree Surgeon) should provide detailed advice.

a) CROWN LIFTING

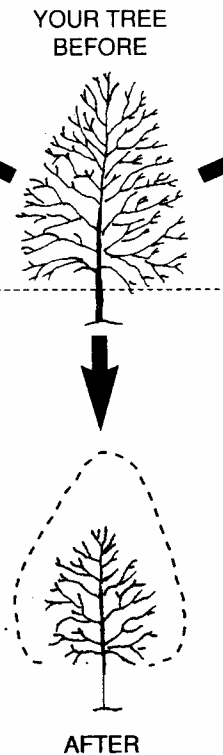


Identify the branches you wish to remove, or specify a height above ground level to which you wish to "lift" the crown.
 This could be used to increase the clearance between the ground and the lowest branches, either to allow access below the tree; to clear sight lines; improve views or allow more light to penetrate the ground.

b) CROWN THINNING



The amount of thinning proposed should be specified as a percentage (%) of the leaf area (usually no more than 30%)
 This could be used to allow more light through the canopy without altering the overall size and shape of the tree. Crossing or rubbing branches are removed, together with any diseased wood. The tree is then pruned by selectively removing small secondary branches throughout the canopy, whilst retaining its natural shape.



c) CROWN REDUCTION

This is a more extensive form of pruning that can be used to: -

- 1) Reduce the weight of potentially dangerous limbs.
- 2) Balance a misshapen tree after storm-damage or bad pruning.
- 3) Prevent trees damaging buildings and property.
- 4) Prevent trees interfering with overhead structures and cables.

The amount of reduction proposed should be stated in terms of the intended height and spread of the tree after pruning (rather than what percentage (%) of the overall crown to be removed)

d) BRANCH REMOVAL

Pruning as indicated above may not always be necessary or desirable and inspection may reveal that only one or two branches require pruning. The location of that part of the crown should be described and the amount of reduction proposed should be stated in terms of the intended remaining length of the limb/branch after pruning or by the proposed distance between any structure and the end of the pruned branch.

APPLICATION FORM FOR WORK TO TREE(S) UNDER A RESTRICTIVE COVENANT



Environment, Culture and
Communities

PLEASE RETURN THIS COMPLETED PART TO: -

**Bracknell Forest Council, Tree Service, Time Square,
Market Street, Bracknell RG12 1JD**

Name of Applicant (or your Agent or Arborist): -

.....

Address of Applicant (or your Agent or Arborist): -

.....

Post Code: - email address: -

Tel No's: - **Daytime:** - **Mobile:** -

Name and address of tree owner if different from above: -

.....

.....

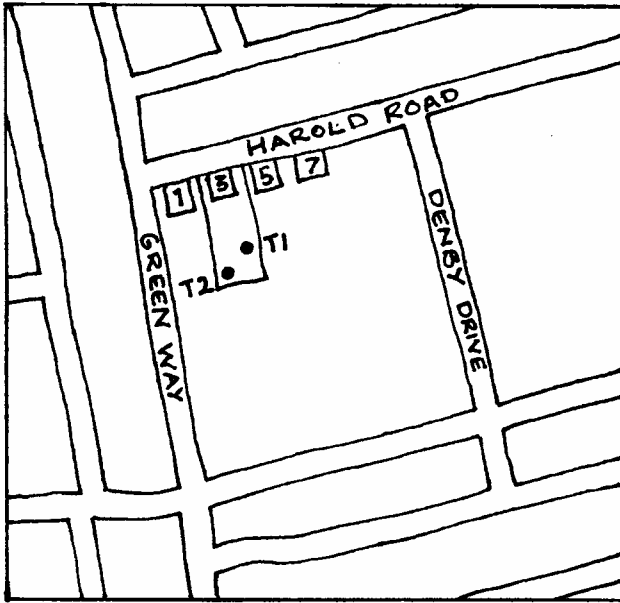
Is the owner aware of this application - Yes/No

Tree Number	Type of tree (species)	Reasons for work	Proposed work
Marked on your plan	Common name	See 'Examples' section	Be as specific as possible - See 'Examples' section

I apply for consent to carry out the tree works specified above: -

(Applicant/Agent/Arborist) Signature: - Date: -...../...../.....

A TYPICAL PLAN TO ACCOMPANY AN APPLICATION



When drawing your plan please:

1. Try to locate your house in relation to nearby properties.
2. Ensure that all relevant roads are named.
3. Ensure that the trees are clearly marked on the plan (T1, T2 etc)
(Including those that you do not want to work on)
4. Identify your site boundary with a thick line.

Please use the space below for your plan: