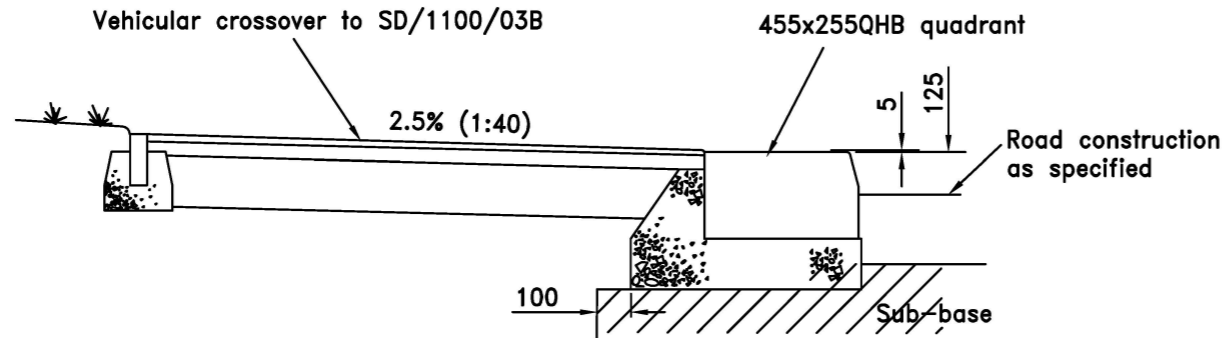


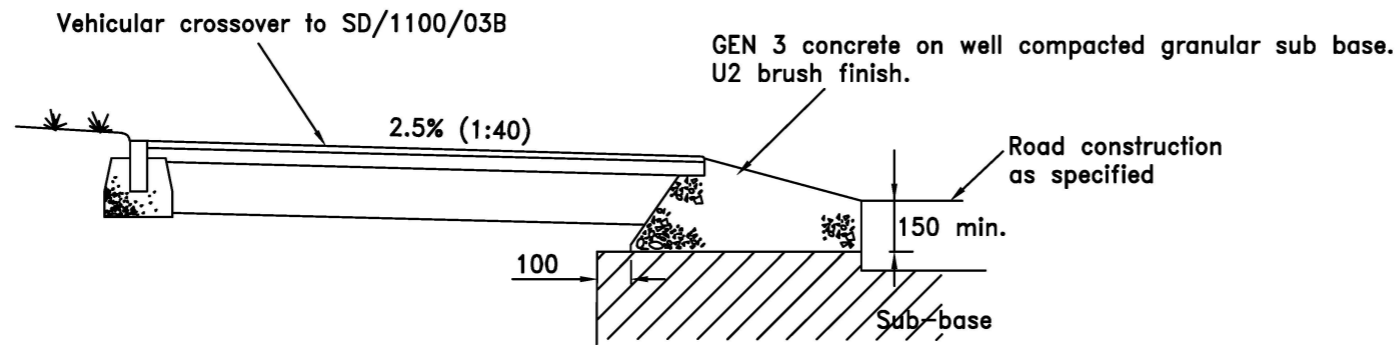
Drawing Number
SD/1100/05C

- Notes
- All dimensions are in millimetres.
 - For general footway construction details see drawing SD/1100/03B.
 - Footway and highway verges shall normally fall at 1:40, (1:30 max) towards the highway.
 - Minimum width of crossover shall be (measured from face of quadrant):

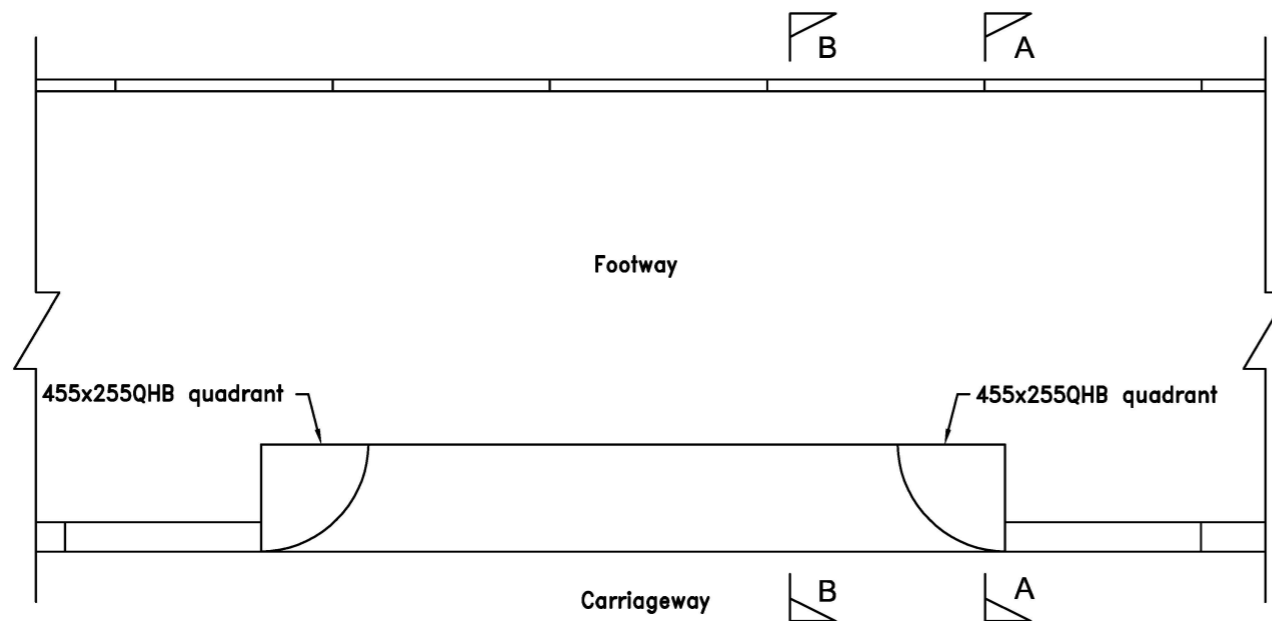
Single vehicular drive	3.7m
Double vehicular drive	7.4m
 - Kerbing details to be as shown on drawings SD/1100/01B & 02B except where modified by this drawing.



Section A - A



Section B - B



Plan

Rev	Date	Description	Checked
C	APR 19	Updated title block	NR
B	MAY 13	Drawing renumbered to SD/1100/10	KPT
A	MAR 11	Various minor amendments	KPT

Project
STANDARD DRAWINGS

Title
**FOOTWAYS, CYCLETRACKS & VEHICULAR CROSSOVERS
DOMESTIC VEHICLE CROSSOVER
TYPE 2A**

Drawing No.
SD/1100/05C

Scale **NOT TO SCALE** Date **FEB 13**

Department of Place,
Planning & Regeneration

