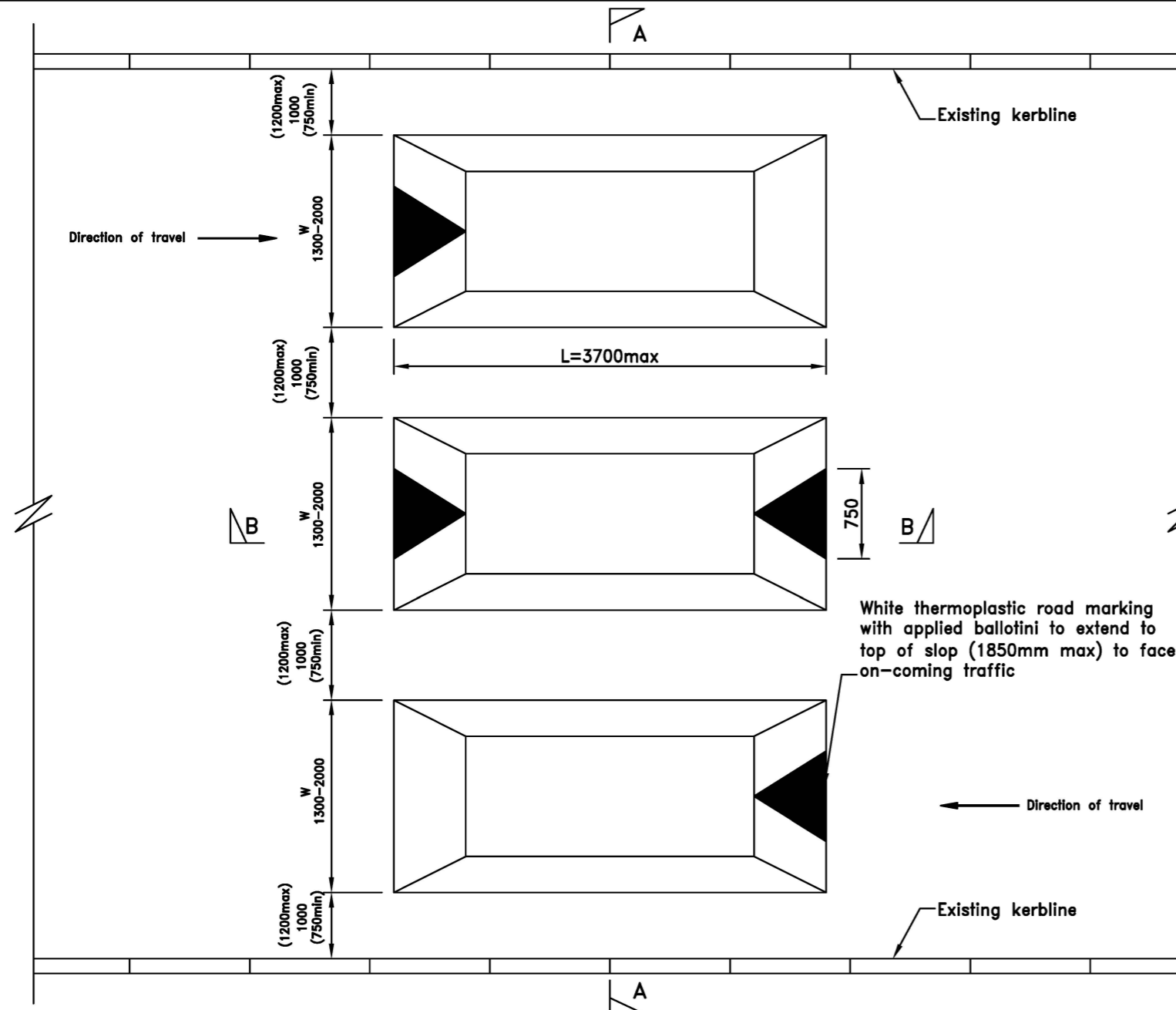


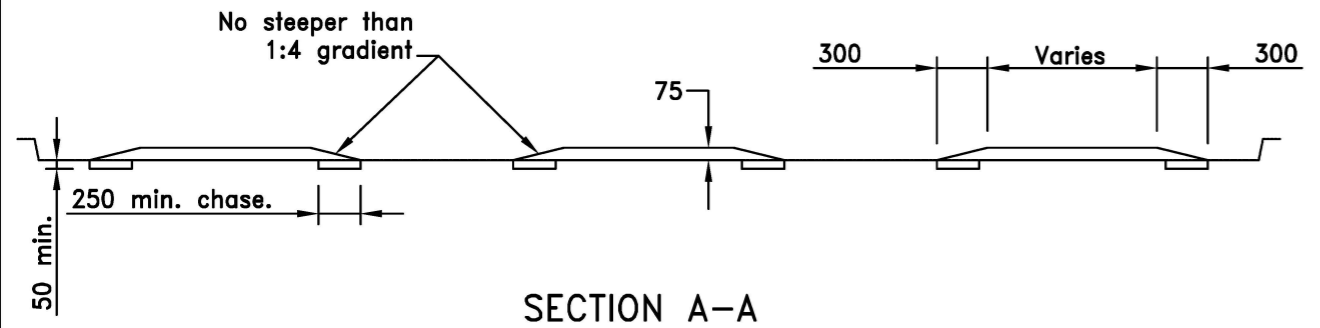
Drawing Number
SD/700/04C

- Notes
1. All dimensions are in millimetres
 2. Position of speed cushions to comply with the Highways (Road Humps) Regulations 1999.
 3. Number of speed cushions at any location will depend on the width of the carriageway.
 4. Speed cushions should not be positioned alongside gullies.
 5. Speed cushions to be constructed in surface course materials, Black or Red.
 6. White triangular solid road markings to Diag.1062 to be centred over speed cushion in the approach direction of the traffic.
 7. Width of speed cushion to be between 1300 and 2000. For bus routes between 1600-1700.
 8. Gaps between cushions and kerb, or another cushion 750min and 1200 max, 1000 desirable.
 9. For spacing between cushions see Traffic Advisory Leaflet 2/96 Table 1

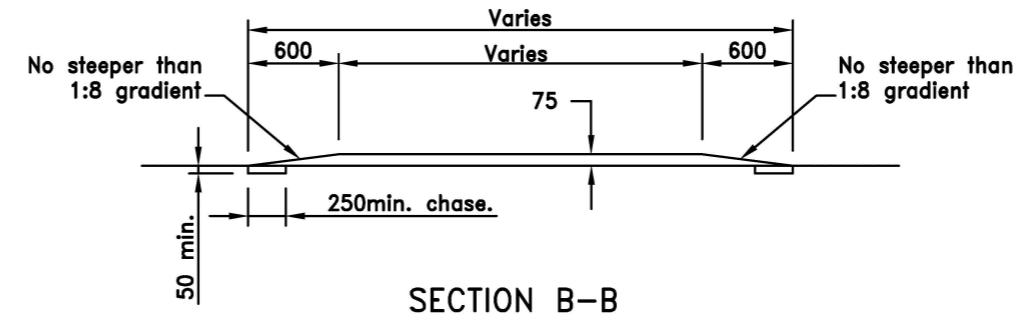


Length, L = 3700 max
= 3500 for routes with mini buses

PLAN
See Note 3



SECTION A-A



SECTION B-B

Do not scale this drawing

C	APR 19	Updated title block	NR
B	Mar 11	Details and notes amended	NWR AMT
A	Oct 04	Details and notes amended	JN SM
Rev	Date		Checked



Project
STANDARD DRAWINGS

Title
**SPEED CUSHIONS
FLEXIBLE CONSTRUCTION**

Drawing No.
SD/700/04C

Scale NOT TO SCALE Date MAY 04

Department of Place,
Planning & Regeneration