

Childcare Sufficiency Assessment 2022

Table of Contents

1.	Overall assessment and summary.....	1
1.1.	About Childcare Sufficiency Assessments	1
1.2.	Overall Sufficiency in Bracknell Forest	1
1.3.	Our plans for childcare	2
2.	Demand for childcare	4
2.1.	Population of early years children	4
2.2.	Population of school age children.....	5
2.3.	Number of children with special educational needs and disabilities.....	5
2.4.	Characteristics of children in our area	6
2.5.	Changes to the population of children in our area	7
2.6.	Future demand for early years free entitlement places	8
3.	Supply of childcare	8
3.1.	Number of early years providers and places	8
3.2.	Number of school age providers and places	9
4.	Funded Early Education	1
4.1.	Introduction to funded early education	1
4.2.	Proportion of 2-year-old children entitled to funded early education	1
4.3.	Take up of funded early education	1
4.4.	30 hours extended entitlement applications	3
4.5.	Providers offering funded early education places	4
5.	Prices	1
5.1.	Prices of early years childcare	1
5.2.	Prices of school age childcare.....	1
6.	Quality of childcare in our area	1
6.1.	OFSTED inspection grades.....	1
7.	Parent Survey.....	1
7.1.	Childcare Accessed	1
7.2.	Finding Childcare	3
7.3.	Information about childcare	5
8.	Data by electoral ward.....	1
8.1.	Ascot.....	2
8.2.	Binfield with Warfield.....	4
8.3.	Bullbrook.....	6
8.4.	Central Sandhurst	8
8.5.	College Town	10
8.6.	Crown Wood	12
8.7.	Crowthorne	14
8.8.	Great Hollands North	16
8.9.	Great Hollands South.....	18
8.10.	Hanworth	20
8.11.	Harmans Water.....	22
8.12.	Little Sandhurst and Wellington.....	24
8.13.	Old Bracknell.....	26
8.14.	Owlsmoor.....	28
8.15.	Priestwood and Garth	30
8.16.	Warfield Harvest Ride	32
8.17.	Wildridings and Central	34
8.18.	Winkfield and Cranbourne.....	36
9.	Methodology.....	38

1. Overall assessment and summary

1.1. About Childcare Sufficiency Assessments

Our Council is required by law to 'report annually to elected council members on how they are meeting their duty to secure sufficient childcare and make this report available and accessible to parents'. This Childcare Sufficiency Assessment (CSA) has been prepared to meet this duty.

The statutory guidance sets out the intended outcomes of this duty as 'parents are able to work because childcare places are available, accessible and affordable and are delivered flexibly in a range of high-quality settings' and that Local Authorities are required by legislation to 'Secure sufficient childcare, so far as reasonably practicable, for working parents, or parents who are studying or training for employment, for children aged 0-14 (or up to 18 for disabled children).'

This report assesses sufficiency using data about the need for childcare and the amount of childcare available, and feedback from local parents about how easy or difficult it has been for them to find suitable childcare.

Sufficiency is assessed for separate groups, rather than for all children in the local authority. The number of children in these groups fluctuates across the year, for example the numbers in funded early years provision being at their lowest in autumn after the school intake of 4-year-olds and increasing across spring to the highest numbers in summer.

Information about childcare sufficiency is used to plan our work supporting the local childcare economy.

1.2. Overall Sufficiency in Bracknell Forest

The assessment of childcare sufficiency as presented in this report uses data gathered in the summer term 2022 and indicates that the demand for childcare has returned to pre-COVID19 levels.

Local funding data for children aged 3 and 4 accessing the free entitlements in the summer term increased by 3.4% in 2022, but at 2,163 remains below the 2,202 in 2019 and 2,211 in 2020. The number of free entitlement hours accessed by children aged 3 and 4 in the summer term increased in 2022 by 2.5% and at total of 567,510 hours is now higher than any of the previous three years.

The number of children aged 2 accessing the free entitlements increased by 6% in 2022 to 175, with a 3.6% increase in the number of hours accessed to 28,897.

Table 1: Numbers of early years children by age

<i>Term</i>	<i>Headcount – aged 2</i>	<i>Headcount – aged 3 & 4</i>	<i>Funded hours – aged 2</i>	<i>Funded hours – aged 3 & 4</i>
Summer 2019	160	2,202	26,347	515,321
Summer 2020	168	2,211	28,964	542,745
Summer 2021	162	2,081	27,874	553,444
Summer 2022	175	2,163	28,897	567,510

Source: Bracknell Forest Council funding data

Analysis of the data indicates that:

- for the financial year 2022/23 there is sufficient childcare in Bracknell Forest in the following categories:
 - Free entitlement for eligible 2-year-olds
 - Universal 15 hours free entitlement for 3 and 4-year-olds
 - Extended 30 hours free entitlement for 3 and 4-year-olds of working parents
 - Early years childcare outside the free entitlements
- There is currently sufficient childcare across Bracknell Forest to meet the forecast demand for the period 2023/24 to 2027/28 in these categories.
- There was insufficient provision in the following categories:
 - Childcare before and after school – particularly in the Wards of College Town & Warfield
 - Childcare during school holidays – all ages
- There is insufficient evidence to determine sufficiency of provision for children with special educational needs and disabilities (SEND). However, responses to the Parental Survey indicate increasing challenges in accessing specialist provision, particularly during school holidays, which appears to be linked to the decline in the number of childminders.

1.3. Our plans for childcare

Bracknell Forest Council's priorities for planning childcare in 2023-24 are:

1. Identify and understand the impact changes to family circumstances and the cost-of-living crisis are having on the childcare market in Bracknell Forest by continuing with ongoing work to:
 - understand the changes in the supply of childcare
 - Identify where supply does not match demand and work with providers to meet the demand.
 - Help providers identify and understand opportunities in the childcare market, and to effectively advertise the childcare they offer.

2. Continue working with providers to ensure they remain sustainable and understand and adapt to the changes in the childcare market. We will continue to offer business support to those providers who need it.
3. Ensure providers considering opening new provision within BFC understand the current position regarding the population forecast and current sufficiency, and work with them to mitigate any detrimental impact on existing Early Years providers.
4. Improving data on all aspects of the childcare market including capacity, vacancies, waiting lists and costs. A particular focus continues to be childcare for school age children and holiday clubs.
5. Actively promoting the Bracknell Forest Local Directory, which holds information on all childcare in Bracknell Forest. This includes the use of social media, local advertising e.g., buses, bus shelters and Town & Country, community events. school newsletter and websites, post cards advertising the free entitlements, Family hubs and other BFC services, Job Centre and Health Visitors.
6. Early Years Forum
 - Review the Early Years Forum terms of reference and membership
 - Engage with and recruit new members and work with the forum to support sufficiency and sustainability
7. School Age Childcare
 - Consult with schools and childcare providers to investigate solutions to the parental survey concerns regarding availability of childcare places
 - Continue to engage with providers to deliver the Holiday Activity and Food Programme

2. Demand for childcare

2.1. Population of early years children

Note: The publication of ward level population estimates for mid-2021 by the Office of National Statistics has been delayed, this report therefore uses a combination of Local Authority level data from mid-2021 and ward level data from mid-2020.

In total, there are 7,141 children under the age of five living in our local authority. These children may require early years childcare. The Council has a statutory duty to provide funded early years provision for all 3-and 4-year-olds, equivalent to 2,900 children (although some 4-year-olds will have started reception) and the most deprived of 2-year-olds, currently estimated at around 210 children. Table 2 shows early years children by age group in Bracknell Forest, while Figure 1 shows the distribution of early years children by Ward.

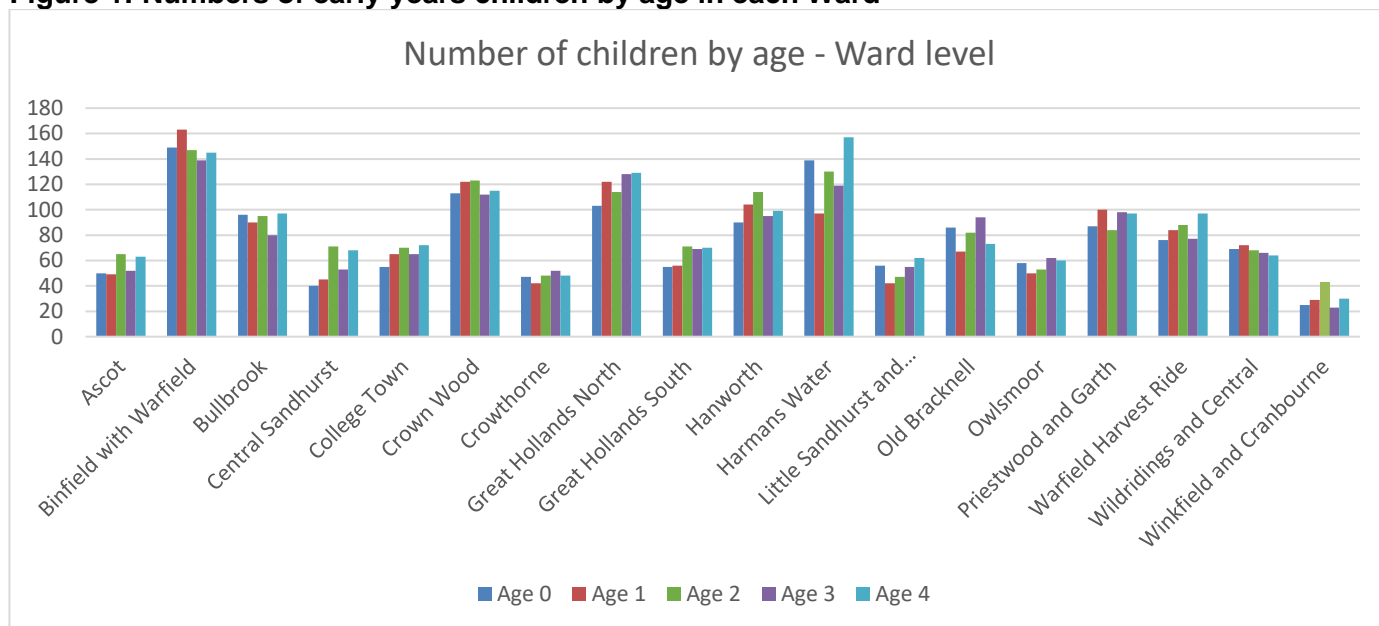
Table 2: Numbers of early years children by age

Age	Number of children
Age 0	1373
Age 1	1470
Age 2	1398
Age 3	1482
Age 4*	1418

Sources: ONS (Office for National Statistics) – Mid-Year population Estimates, UK, June 2021

* Some four-year-olds will have started reception

Figure 1: Numbers of early years children by age in each Ward



Sources: ONS - Population estimates for the UK, England and Wales, Scotland and Northern Ireland: mid-2020

* Some four-year-olds will have started reception

2.2. Population of school age children

In total there are 10,981 children aged 5-11, and 4,955 children aged 12-14 living in our local authority. These children may require childcare before and after school, and/or during the school holidays.

Table 3: Numbers of school age children by age

Age	Number of children
Age 5	1492
Age 6	1542
Age 7	1502
Age 8	1605
Age 9	1661
Age 10	1576
Age 11	1603
Age 12	1637
Age 13	1638
Age 14	1680

Source: ONS – Mid-Year population Estimates, UK, June 2021

Detailed information about the school age population in Bracknell Forest can be found in the School Places Plan which is available on the Bracknell Forest website [Schools and learning strategies and policies | Bracknell Forest Council \(bracknell-forest.gov.uk\)](https://www.bracknell-forest.gov.uk/schools-and-learning-strategies-and-policies)

2.3. Number of children with special educational needs and disabilities

Children with special educational needs and disabilities (SEND) are entitled to support with childcare up to the age of 18 (age 14 for children who do not have SEND). The number of children with an Education, Health and Care plan (EHCP) in our local authority is:

Table 4: Children with an EHCP by age

Age	Number of children	Change from 2021
Birth to school age	16	+13 (433%)
Primary school (reception to year six)	453	+51 (13%)
Secondary school (year seven to thirteen)	606	+14 (2%)

Source: BFC Internal data as of 31 August 2022

Children's needs change over time and are identified at different ages. Among the youngest children, SEND may only be identified when they start in childcare or school. All Early Years providers must have regard to the Early Years Statutory Framework (2021) and the Special Educational Needs Code of Practice (2015). Providers must have arrangements in place to support children with SEND.

Local authorities are required to have a Special Educational Needs Inclusion Fund (SENIF) for all 3 and 4-year-olds with Special Educational Needs (SEN) who are taking up the free entitlements, regardless of the

number of hours taken. These funds are intended to support local authorities to work with providers to address the needs of individual children with SEN. Providers can apply for SENIF funding. During 2021/2022, 60 children accessed SENIF.

For children with the most complex needs the provider or parent may request an Education, Health and Care needs assessment.

It is therefore possible that the number of children with SEND aged 0-4 is an underestimate. Some children have SEND but do not have an EHCP. In the summer term 2021 there were 111 children aged 0-4 years known to the Child Development Centre (CDC), all of whom have additional needs which vary significantly from mild additional needs to severe, complex, and lifelong needs.

2.4. Characteristics of children in our area

There are two characteristics of children in our area which must be considered when assessing childcare sufficiency - deprivation and parents' working status.

2.4.1. Deprivation

The latest data published by the ONS¹ indicates that for the financial year ending 2021 a total of 2,752 children aged under 16 (equivalent to 10.7% of the total population) in Bracknell Forest live in relative low-income families. Growing up in a deprived household can limit a child's ability to access childcare. These limits include the direct cost of childcare and the indirect costs such as transport. Children who meet financial criteria that are indicative of living in a deprived household can receive additional funding to improve their access to childcare. This funding includes two-year-old funding, Early Years Pupil Premium (3- and 4-year-olds not in school) and Pupil Premium (children in school). The numbers of children qualifying for this funding in our local authority in the summer term 2022 is set out in table 5.

Table 5: Children eligible for additional funding through financial criteria

<i>Funding type</i>	<i>Number of children</i>
2-year-old Funding	175
Early Years Pupil Premium	222
Pupil Premium	1,628

Source: BFC school census October 2021 and Early Years funding data summer term 2022

It should be noted that the 2022 CSA is based on data that predates the cost-of-living crisis and the impact of the increase in energy bills.

¹ [Children in low income families: local area statistics 2014 to 2021 - GOV.UK \(www.gov.uk\)](https://www.gov.uk/government/statistics/children-in-low-income-families-local-area-statistics-2014-to-2021)

2.4.2. Parents' working status

To qualify for the 30 hours extended entitlement for 3- and 4-year-olds, both parents in a household or one parent in a single parent household must be in employment.² Based on data from the National Online Manpower Information System (NOMIS) approximately 78% of Bracknell Forest residents aged 16 to 64 are employed. In the summer term 2022 a total of 1,081 or approximately 37.3 % of 3- and 4-year-olds in Bracknell Forest claimed the 30 hours extended entitlement. This remains significantly lower than the number of potentially eligible 3- and 4-year-olds.

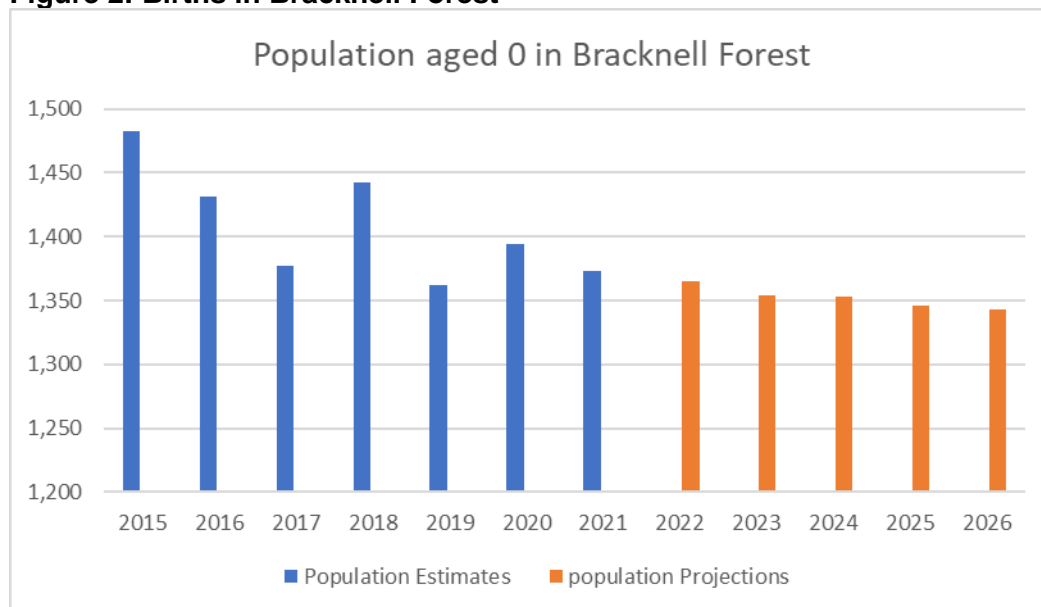
The percentage of funded 3- and 4 – year olds accessing both the universal and extended entitlements increased from 48% in the summer term 2021 to 50% in the summer term 2022 (48% of 3-year-olds and 51% of 4-year-olds). The average number of extended hours claimed per week was 12.18, a decrease from 12.47 in 2021.

2.5. Changes to the population of children in our area

In line with the School Places Plan the Childcare Sufficiency Assessment uses data from the Office of National Statistics population estimates and projections.

Figure 2 shows the estimated number of children aged 0 in Bracknell Forest in previous years in blue. The projected number of children aged 0 for the current and future years are shown in orange.

Figure 2: Births in Bracknell Forest



Sources: ONS Mid-Year Population Estimates 2015 to 2021 & ONS population projections 2018 to 2043

² Available to families where each parent (or one parent in a single adult household) are earning the equivalent of working sixteen hours per week on the minimum wage and less than £100,000 per annum

2.6. Future demand for early years free entitlement places

Using the data from the Office for National Statistics population projection 2018 to 2043 and historic data on the percentage of the children aged 3 and 4 who access the free entitlements, it is possible to forecast future demand for the free entitlements.

Table 6: Children accessing the free entitlements

	2018	2019	2020	2021	2022	Average
Children aged 3 & 4 accessing free entitlements	2,771	2,754	2,732	2,633	2,658	
% Children aged 3 & 4 accessing free entitlements	90%	91%	91%	88%	91%	90%

Source: DfE Local Authority Interactive Tool & Early Years funding data summer 2022

Table 7: Population projection – children aged 3 and 4

	2023	2024	2025	2026	2027	2028
3-year-olds	1,397	1,382	1,369	1,366	1,359	1,356
4-year-olds	1,406	1,401	1,385	1,372	1,370	1,362
Total 3- & 4-year-olds	2,803	2,783	2,754	2,738	2,729	2,718

Source: ONS population projections 2018 to 2043

In 2028 the population of 3 and 4-year-olds in Bracknell Forest is projected to be 2,718. When combined with the current average rate of uptake for the free entitlements for 3 and 4-year-old of 90%, the forecast demand for 3-and 4-year-old free entitlement places in 2028 is 2,452.

3. Supply of childcare

Data on available childcare capacity in Bracknell Forest for the summer term 2022 was collected from early years providers via an online survey, emailed questionnaire, and telephone calls.

3.1. Number of early years providers and places

In the summer term 2022 there were 197 early years childcare providers in our local authority, offering an estimated 6,425 childcare places.

Table 8: Early years providers and places by type of provision

Type of provision	Number of providers	Number of places
Childminders*	134	1004
Nursery classes in schools	18	1,570
PVI providers	45	3,851

Source: Provider survey 2022, BFC data and OFSTED registration data

*Number of childminder places is an estimate based on available data; some places are also available for older children.

A place is defined as 15 hours of childcare a week and is based on the maximum number of funded hours a week a child aged 3 or 4 can access via the universal entitlement. However, places are available for children aged 0 to 1.

In practice many places will be used for childcare outside of the free entitlements and a child could access more than one place a week. For example, a child attending for 30 hours a week as part of the extended entitlement will take up 2 places and a child attending all week at a full day care setting will take up 3 to 4 places. In addition, a settings capacity will change depending on the age of the children taking up places and how this affects staff ratios. The capacity data presented above is therefore an estimate only.

3.2. Number of school age providers and places

In total, there are 47 providers of childcare for school age children during term time, and 18 providers of childcare for school age children during the holidays. There are also 124 childminders who may provide care for school age children.

Table 9: School Age provision and places

<i>Type of provision</i>	<i>Number of providers</i>	<i>Number of places</i>
Breakfast club	21	<i>Data not available</i>
After-school club	26	<i>Data not available</i>
Childminders*	124	1294
Holiday club	18	<i>Data not available</i>

Source: BFC data and OFSTED registration data

**Number of childminder places is an estimate based on available data; many of these places are also available for younger children.*

Not all provision of childcare for school age children is registered with OFSTED and may not be listed on the Family Services Directory. Parents may also use provision which is not considered 'childcare' - for example sports or arts clubs after school or in the holidays. Table 9 may therefore under report the total available school age provision.

OFSTED registration requirements for school age children do not include a maximum number of available places and providers will often vary their offer based on demand. These factors make collating available places for school age children challenging.

4. Funded Early Education

4.1. Introduction to funded early education

Some children are entitled to free childcare, funded by the government.

- All children aged 3 and 4 are entitled to the 570 hours of free childcare per year, equivalent to 15 hours a week over 38 weeks, from the term after the child's 3rd birthday until the term after their 5th birthday or they start reception class in school. This is known as the universal 15 hours entitlement
- Children aged 3 and 4 where both parents are working, or from lone parent families where that parent is working³, could be [entitled](#) to an additional 570 hours of free childcare per year, equivalent to 15 hours a week over 38 weeks, from the term after the child's 3rd birthday until the term after their 5th birthday or they start reception class in school. This is known as the extended 30 hours entitlement
- Children aged 2 whose families receive certain benefits (including low-income families in receipt of in-work benefits), or those who meet additional non-economic [criteria](#) , are entitled to 570 hours of free childcare a year, equivalent to 15 hours per week over 38 weeks. Nationally, about 40% of 2-year-olds are entitled to this offer, but the proportion varies by area

Parents do not have to use all the hours of their funded entitlement and may choose to split them between more than one provider. With the agreement of their provider, parents may also spread them across the year – for example, rather than taking 15 hours for 38 weeks a year they could take just under 12 hours for 48 weeks a year.

4.2. Proportion of 2-year-old children entitled to funded early education

In Bracknell Forest, based on data provided by the Department for Work and Pensions for the summer term 2022, 15.1 % of 2-year-olds or 211 children could be entitled to funded early education for economic reasons.

4.3. Take up of funded early education

The take up of early years places is measured in the summer term of each year, when the number of places being accessed is at its highest, using data submitted by providers as part of the free entitlement funding process. Table 10 sets out the number of children taking up their funded place (for at least some of the available hours) in our local authority in summer 2022 and the proportion of the eligible population this represents. Four-year olds who have started reception class are not included in these figures.

³ Available to families where each parent (or one parent in a single adult household) are earning the equivalent of working sixteen hours per week on the minimum wage and less than £100,000 per annum

Table 10: Take up of funded early education by age

Age	Children	% of eligible children
Age 2	172	82%
Age 3	1319	89%
Age 4	833	59%

Source: BFC Internal data, DWP eligibility data and ONS – Mid-Year population Estimates, UK, June 2021

In summer 2022 a total of 254 children resident in neighbouring authorities accessed their funded early education in Bracknell Forest. Table 11 provides a breakdown of these children.

Table 11: Children resident outside BF attending BFC Early Years (EY) provision

Local Authority	Children
Basingstoke and Deane	2
Buckinghamshire	3
Guildford	2
Hart	37
Hounslow	2
Reading	3
Runnymede	3
Rushmoor	14
Slough	3
Surrey Heath	41
Walsall	1
Waverley	1
Windsor & Maidenhead	45
Woking	1
Wokingham	96
Total	254

Source: BFC Free entitlement funding data summer 2022

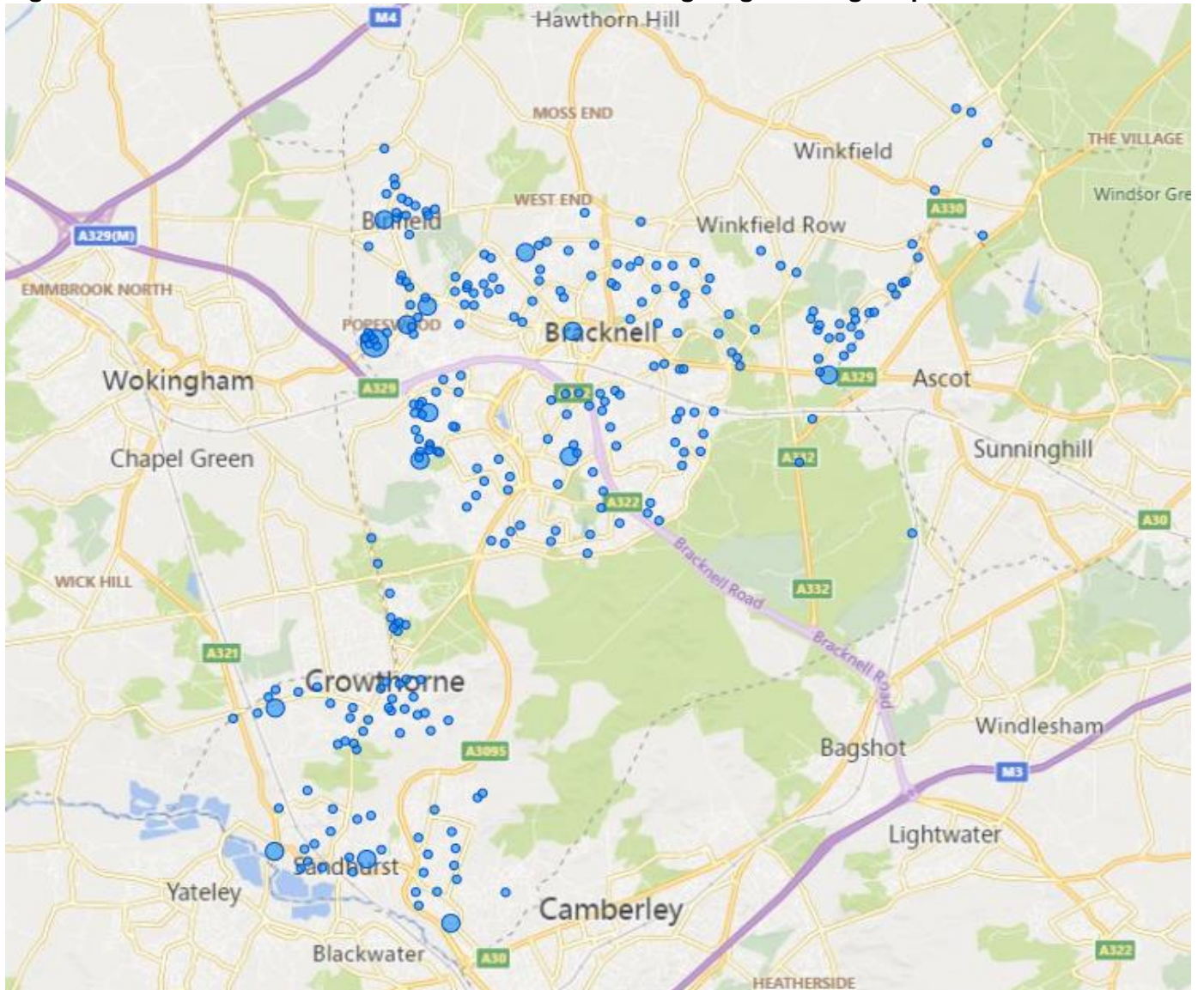
A total of 324 children resident in Bracknell Forest claimed free entitlement funding in a neighbouring authority in the summer 2022, with the breakdown by Local Authority provided in Table 13 and the distribution of the children across the borough by post code shown in Figure 4.

Table12: Children resident in BF attending neighbouring EY provision

Local Authority	Children
Hampshire	17
Surrey Heath	33
Windsor & Maidenhead	122
Wokingham	152

Source: Funding data, summer term 2022, Hampshire County Council, Achieving for Children (RBWM), Wokingham Borough Council, Surrey County Council

Figure 3: Distribution of Children resident in BF attending neighbouring EY provision



Source: Funding data, summer term 2022, Hampshire County Council, Achieving for Children (RBWM), Wokingham Borough Council, Surrey County Council

4.4. 30 hours extended entitlement applications

Parents who think they are entitled to the 30 hours extended entitlement apply for this through the Government's [Childcare Choices website](#). The same website is used to apply for tax free childcare and parents can apply for either or both. If a parent is eligible, the system issues the parent with a code which they present to their chosen childcare provider to claim the funding. The provider validates the code through the Council's funding software prior to confirming that the child can take up 30 hours extended entitlement places. If they are ineligible, the child will still be entitled to the universal 15 hours of early education and childcare. Table 13 compares the number of 3- and 4-year-olds accessing the 30-hour entitlement compared to the total accessing the free entitlements for the last 5 years.

Table 13: 3 & 4-year-olds accessing 30 hours extended entitlement

<i>Term</i>	<i>Total funded 3- & 4-year-olds</i>	<i>Accessing 30 hours</i>	<i>% of total</i>
Summer 2018	2334	937	37.8%
Summer 2019	2202	978	41.4%
Summer 2020	2211	1055	44.6%
Summer 2021	2074	1027	49.5%
Summer 2022	2149	1082	50.3%

Source: BFC Free entitlement funding data

4.5. Providers offering funded early education places

Providers are paid by government for delivering funded early education places (via the Local Authority). They are not required to offer them to parents, but of course parents may choose to use a different provider if they do not. Some providers offer a restricted number of funded places. The table below sets out the number of providers offering funded places in the summer term 2022 and the numbers offering each type of funded place.

Table 14: Providers offering funded early years places

<i>Type of provision</i>	<i>Number of providers</i>	<i>2-year-olds</i>	<i>Universal 15 hours</i>	<i>Extended 30 hours</i>
Childminders	100	97	100	100
Nursery classes in schools	18	0	18	17
PVI providers	45	43	45	43

Source: BFC funding data

5. Prices

5.1. Prices of early years childcare

For early years childcare outside the funded entitlements, we report on average prices per hour, reported to us by settings, provided on the Bracknell Forest Local Directory and advertised on providers websites.⁴ There may be variations to prices based on the number of hours a family uses, with reductions for longer hours, or discounts for sibling groups. There may be additional payments for additional services, e.g., lunch and other meals which are not included in these prices.

Table 15: Average childcare prices – early years

<i>Price per hour</i>	<i>Private, voluntary and independent nurseries</i>	<i>Nursery classes in schools</i>	<i>Childminders</i>
0- and 1-year olds	£6.57	n/a	£5.47
2-year-olds	£6.57	n/a	£5.47
3- and 4-year-olds	£6.46	£5.46	£5.44

Source: cost data supplied by EY providers – summer term 2022

5.2. Prices of school age childcare

For school age children during term time, we report on average prices before and after school per session and for childminding per hour. For holiday childcare, we report on holiday club prices per week.

Table 16: Average childcare prices – school age

<i>Setting and price unit</i>	<i>Price</i>
Breakfast club per session	£5.05
After-school club per session	£10.57
School age childminder per hour	£5.44
Holiday club per week	£153.35

Source: cost data supplied by providers – summer term 2022

⁴ Details of how we collect this data is provided in section 10: Methodology

6. Quality of childcare in our area

6.1. OFSTED inspection grades

Childcare providers offering the free entitlements must be registered with and be inspected by the appropriate regulatory body, OFSTED or the Independent Schools Inspectorate.

OFSTED graded outcomes are: Outstanding, Good, Requires Improvement and Inadequate.⁵ The Independent Schools Inspectorate graded outcomes are: Excellent, Good, Sound or unsatisfactory.

Schools with nursery classes have an overall inspection grade for the school and most also have a separate early years grade.

As detailed in table 17 below, as of the summer term 2022, 171 of 175 providers in Bracknell Forest, equivalent to 98%, achieved a good or outstanding OFSTED rating in their last inspection. Some providers do not have a grade as they are new and awaiting their first full inspection, not Early Years active or a childminder who is part of an agency, these providers are not included in the calculation above. Nationally as of 31 August 2022, the proportion of providers judged good or outstanding at their most recent inspection was 96%.⁶

Table 17: OFSTED inspection grades by type of provision

<i>Type of provision</i>	<i>Total number of providers</i>	<i>Total achieving good or outstanding</i>	<i>Providers with no grade</i>
Childminders	134	110	22
Nursery classes in maintained schools *	18	16	1
Nursery classes in academies ⁷	4	3	1
PVI providers	45	42	2

Source: OFSTED

* early years grade if available, otherwise overall school grade

⁵ For more information see [Ofsted inspections of early years and childcare providers - GOV.UK \(www.gov.uk\)](https://www.gov.uk/government/news/ofsted-inspections-of-early-years-and-childcare-providers)

⁶ For more information see [Main findings: childcare providers and inspections as at 31 March 2021 - GOV.UK \(www.gov.uk\)](https://www.gov.uk/government/news/main-findings-childcare-providers-and-inspections-as-at-31-march-2021)

⁷ Nursery classes in academies are awaiting their first inspection

7. Parent Survey

A survey was undertaken in June 2022 to gather parents' and carers' experience and needs in relation to childcare. The survey was aimed at parents currently accessing or looking to access childcare in Bracknell Forest. A total of 310 responses were received from parents, representing a total of 538 children aged 0 to 18. A summary of relevant points and parents' comments are provided below. Specific comments from parents have been withheld.

7.1. Childcare Accessed

Current childcare

Parents and carers were asked what childcare they currently used for their children. Where the response was 'Other' respondents were asked to provide additional details. Multiple responses were possible, and percentages indicate the frequency of that response

Table 18: Childcare used – children below school age

<i>Type of childcare</i>	<i>Responses</i>	<i>Percentage</i>
Nursery class in school	26	89%
Nursery/Pre-school	113	35%
Childminder	48	15%
Other	27	8%

Table 19: Childcare used - school age children

<i>Type of childcare</i>	<i>Responses</i>	<i>Percentage</i>
Breakfast Club	44	11%
After School Club/Activities	84	21%
Holiday Club	62	15%
Childminder	30	7%
None	84	21%
Not Applicable	66	16%
Other	31	8%

Details for responses of 'Other' included grandparents, family members and nanny. New additions this year included flexible working arrangements to allow one parent to be at home and working from home.

Location

When asked if childcare was available in their preferred location 48 (17%) said 'No'. These respondents were asked to indicate where their preferred location was. The areas receiving the highest number of responses were Warfield, Great Hollands, Sandhurst and the Town Centre

Not accessing childcare

A total of 134 respondents (43% of all respondents) indicated that they did not use childcare. They were asked to provide reasons for this. Multiple responses were possible, and percentages indicate the frequency of that response.

Table 20: Reasons for not using childcare

<i>Reason given</i>	<i>Responses</i>	<i>Percentage</i>
No Spaces available	10	5%
Not available in the location I need	10	5%
Not available at the times I need	2	7%
Too expensive/I can't afford it	53	29%
Children do not want to go	6	3%
I am not happy with the quality available	7	4%
Transport difficulties getting to provider	3	2%
I do not need childcare	65	36%
Other	17	9%

Details for responding 'Other' included:

- No provider offering childcare for all required ages
- Agile working arrangements
- Family provides childcare
- No suitable childcare for a child with additional needs.

7.2. Finding Childcare

Suitable childcare

Parents and carers were asked to indicate how easy or difficult they found finding suitable childcare. Table 21 shows the number of responses received for each rating and the frequency of each rating for each category of childcare.

Table 21: Finding suitable childcare

Category	Very easy	Fairly easy	Fairly difficult	Very difficult
Early years childcare	45 (28%)	69 (43%)	27 (17%)	20 (12%)
School Age – before school	48 (37%)	53 (41%)	10 (8%)	19 (15%)
School Age – after school	44 (33%)	51 (38%)	17 (13%)	21 (16%)
School Age – holiday care	37 (29%)	51 (40%)	19 (15%)	19 (15%)

Table 22 compares the frequency of the answers ‘fairly difficult’ and ‘very difficult’ for the years 2019 to 2022 for each category of childcare.

Table 22: Difficulty finding childcare – annual comparison

Category	2019	2020	2021	2022
Early years childcare	37%	12%	21%	29%
School Age – before school	24%	16%	25%	22%
School age – after school	31%	3%	33%	29%
School Age – holiday care	45%	18%	33%	30%

Respondents who replied ‘fairly difficult’ or ‘very difficult’ were asked to provide a reason for their response, these responses remain consistent when compared to previous years and included:

- Lack of spaces in the area
- Lack of flexible provision
- Breakfast and after school clubs in schools do not cater for 4-year-olds in reception
- Difficulty sourcing one provider for multiple age groups
- Too expensive
- No suitable childcare for a child with additional needs
- No breakfast/afterschool club/holiday club in right location/school
- Holiday clubs did not cater for the required age group

Accessing childcare

Note that this question was changed in 2021 so that a response of 'Yes' indicated success in finding childcare, while in previous years a response of 'Yes' indicated a failure to find suitable childcare.

Parents were asked if, over the past 12 months, they were able to access childcare when they or their child needed it.

Table 23: Able to access childcare

Category	Yes	No
Early Years Childcare	132 (93%)	10 (7%)
School age – before school	68 (83%)	14 (17%)
School age – after school	87 (81%)	20 (19%)
School age – Holiday care	85 (81%)	20 (19%)

Table 24 is a year-on-year comparison of the percentage of respondents who were **unable** to find suitable childcare.

Table 24: Unable to access childcare – annual comparison

Category	2019	2020	2021	2022
Early Years Childcare	12%	20%	19%	7%
School age – before school	11%	15%	11%	17%
School age – after school	16%	18%	17%	19%
School age – Holiday care	19%	18%	19%	19%

Respondents who were unable to find childcare were asked to provide a reason for their response. These indicated 3 main difficulties in finding suitable childcare.

- Availability of childcare with 40 mentions – particularly before school and after school places for primary aged children
- Cost/affordability with 24 mentions
- Suitable childcare for child with additional needs with 14 mentions

7.3. Information about childcare

Sources of information

Respondents were asked to select all the sources of information they used to find out what childcare was available in their area. Multiple responses were possible, and percentages indicate the frequency of that response.

Table 25: Childcare availability information source

<i>Information Source</i>	<i>Responses</i>	<i>Percentage</i>
Local Authority website	91	13%
BF Family Service Directory	30	4%
Job Centre/benefits office	0	0%
Health Services	5	1%
Children's Centre/Family Hub	14	2%
Nursery/preschool	52	7%
School	127	17%
Library	3	1%
Local Advertising	39	5%
Internet	110	15%
Social Media	104	14%
Friends & Family	140	19%
Employer	5	1%
Other	10	1%

Responses of 'Other' prompted a request to provide more details, all responses to this question indicated the use of the internet. It is possible that respondents using the internet to search for childcare could be accessing the Family Service Directory without being aware of it.

Checking provider quality

Respondents were asked to indicate how they checked the quality of a childcare provision (multiple responses were allowed). Table 25 compares responses from 2019 to 2022. Multiple responses were possible, and percentages indicate the frequency of that response.

Table 26: Information sources – quality of childcare

<i>Information source</i>	<i>2019</i>	<i>2020</i>	<i>2021</i>	<i>2022</i>
Visited the setting	82 (27%)	253 (28%)	238 (24%)	189 (22%)
Word of mouth	68 (23%)	181 (20%)	222 (23%)	199 (24%)
OFSTED reports	56 (19%)	165 (18%)	178 (18%)	157 (19%)
Looked at the provider's website	51 (17%)	167 (18%)	171 (18%)	167 (20%)
Reviews on the internet	41 (14%)	124 (14%)	165 (17%)	124 (15%)

The Family Information Service has a website which publishes information on all available childcare in Bracknell Forest, including for children with special educational needs and disabilities. This website, known as the Bracknell Forest Local Directory, can be accessed here:

<https://bracknellforest.fsd.org.uk/kb5/bracknell/directory/home.page>

BFC is actively promoting the Bracknell Forest Local Directory, including advertising on the back of buses in Bracknell Forest, the Health Visitor Red book, information postcards, school newsletter and websites, Family Hubs, adverts in 'Town and Country' the local free newspaper, posters in local shops, community partners and via other services provided by BFC.

8. Data by electoral ward

Section 8 provides data on population and childcare capacity by electoral ward, with a summary in the table below. The data in this section uses information collected from providers and Bracknell Forest funding data for the summer term 2022 and ward level population data sourced from the ONS. Ward level population data was not updated by the ONS in 2022 and this report therefore uses mid-2020 population estimates published in 2021.

Table 27 provides a summary by ward of all early years providers, estimated number of available places for 0- to 4-year-olds and the number of funded early years places accessed in the summer term 2022. A place is defined as 15 hours of childcare a week. A child attending for the full 30 hours entitlement would take up 2 places. The estimated available places include those for fee paying children and places offered by childminders for school age children.

Table 27: Ward level summary of early years places

<i>Ward</i>	<i>Number of providers</i>	<i>Estimated places</i>	<i>Take up of funded places</i>
Ascot	7	583	140
Binfield with Warfield	13	408	267
Bullbrook	14	280	192
Central Sandhurst	3	116	63
College Town	16	610	343
Crown Wood	8	226	127
Crowthorne	9	505	111
Great Hollands North	11	355	172
Great Hollands South	7	117	91
Hanworth	18	712	281
Harmans Water	12	252	169
Little Sandhurst and Wellington	5	243	102
Old Bracknell	14	270	96
Owlsmoor	10	181	107
Priestwood and Garth	14	623	346
Warfield Harvest Ride	15	431	184
Wildridings and Central	6	367	199
Winkfield and Cranbourne	5	300	166
Total	187	6,579	3,156

8.1. Ascot

8.1.1. Population

The total estimated population of children in Ascot in the summer term 2021 aged 0 to 14 was 1,016, of which:

- 279 are aged under 5
- 115 are aged 3 and 4 and could be eligible for funded early years places.
- 530 are aged 5 to 11
- 207 are aged 12 to 14

8.1.2. Available childcare

The table below provides a breakdown of the available childcare providers by type of provider, the estimated number of places available and the take up of funded early years places.

Table 28: Childcare by provider type

Type of provision	Number of providers	Estimated number of places	Take up of funded places
Childminders*	4	28	1
Nursery classes in maintained schools	0	0	0
Nursery classes in academies	0	0	0
PVI providers	3	556	139
After school club	2	Insufficient data	n/a
Breakfast club	2	Insufficient data	n/a
Holiday club	2	Insufficient data	n/a

Sources: OFSTED, Bracknell Forest Local Directory

8.1.3. Early years free entitlement funding

A total of 107 children accessed the early years free entitlements in Ascot in the Summer term 2022. Of these 35 (33%) were resident in Ascot, 41 (38%) were resident in other Bracknell Forest wards and 31 (29%) were resident outside of Bracknell Forest.

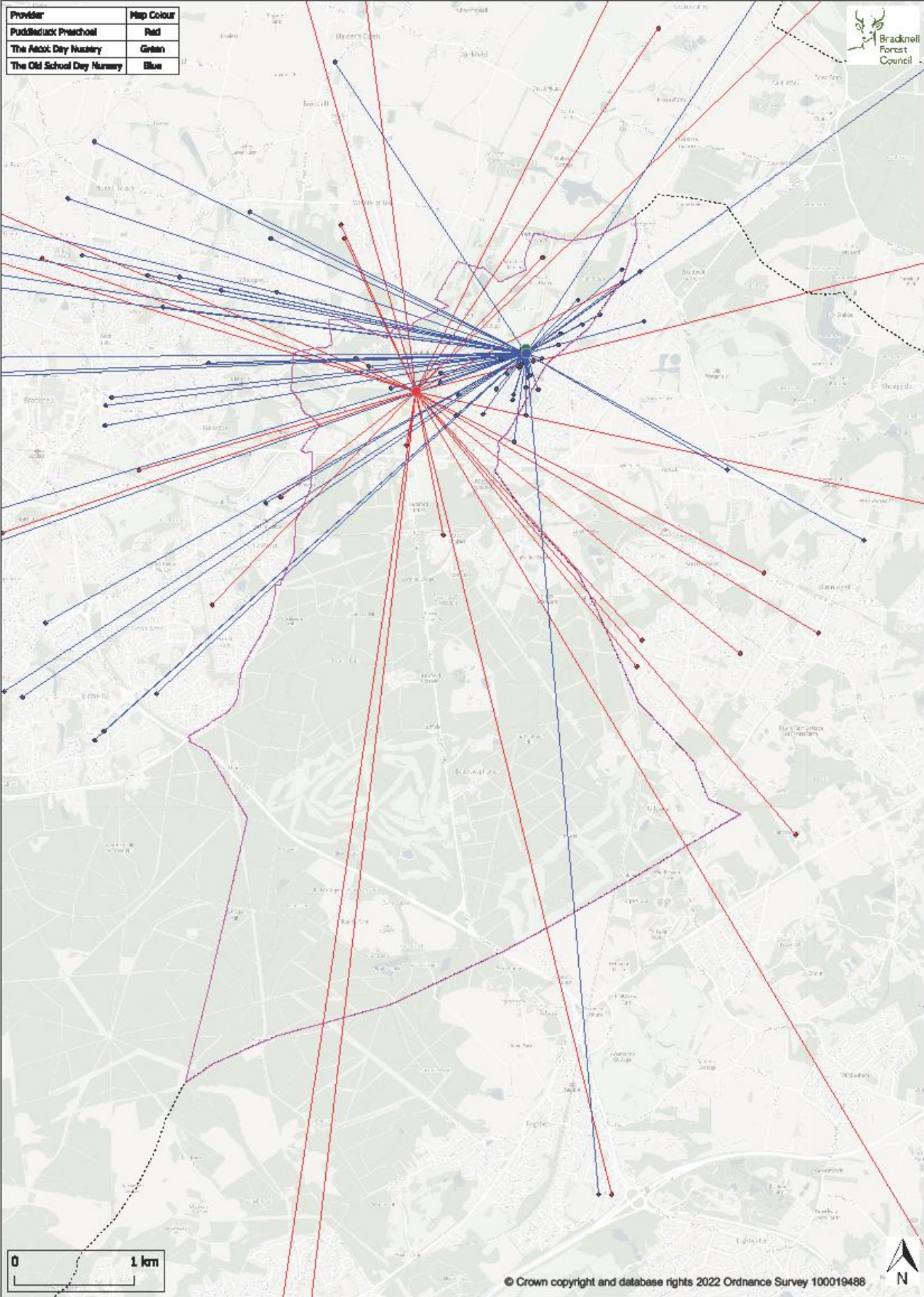
Table 29: Free entitlement uptake by resident ward

Ward	Age 2	Age 3	Age 4	Total
Ascot	0	25	10	35
Other Bracknell Forest Wards	3	25	13	41
Outside Bracknell Forest	0	20	11	31
Total	3	70	34	107

Source: BFC free entitlement funding data

The distribution of children accessing the free entitlement in group provisions is shown in figure 4.

Figure 4: Attending Children Distribution – Ascot



8.2. Binfield with Warfield

8.2.1. Population

The total estimated population of children in Binfield with Warfield in the summer term 2021 aged 0 to 14 was 1,936, of which:

- 743 are aged under 5
- 284 are aged 3 and 4 and could be eligible for funded early years places
- 937 are aged 5 to 11
- 256 are aged 12 to 14

8.2.2. Available childcare

The data on uptake of funded places in the table below includes funded places for 2-year-olds and universal and extended free entitlement places for 3- and 4-year-olds.

Table 30: Childcare by provider type

Type of provision	Number of providers	Estimated number of places	Take up of funded places
Childminders*	8	47	15
Nursery classes in maintained schools	0	0	0
Nursery classes in academies	1	52	47
PVI providers	4	309	206
After school club	6	Insufficient data	n/a
Breakfast club	5	Insufficient data	n/a
Holiday club	4	Insufficient data	n/a

Sources: OFSTED, Bracknell Forest Local Directory, BFC Free entitlement funding data

*Childminder capacity includes places for school age children

8.2.3. Early years free entitlement funding

A total of 198 children accessed the early years free entitlements in Binfield with Warfield in the Summer term 2022. Of these 113 (57%) were resident in Binfield with Warfield, 65 (33%) were resident in other Bracknell Forest wards and 20 (10%) were resident outside of Bracknell Forest.

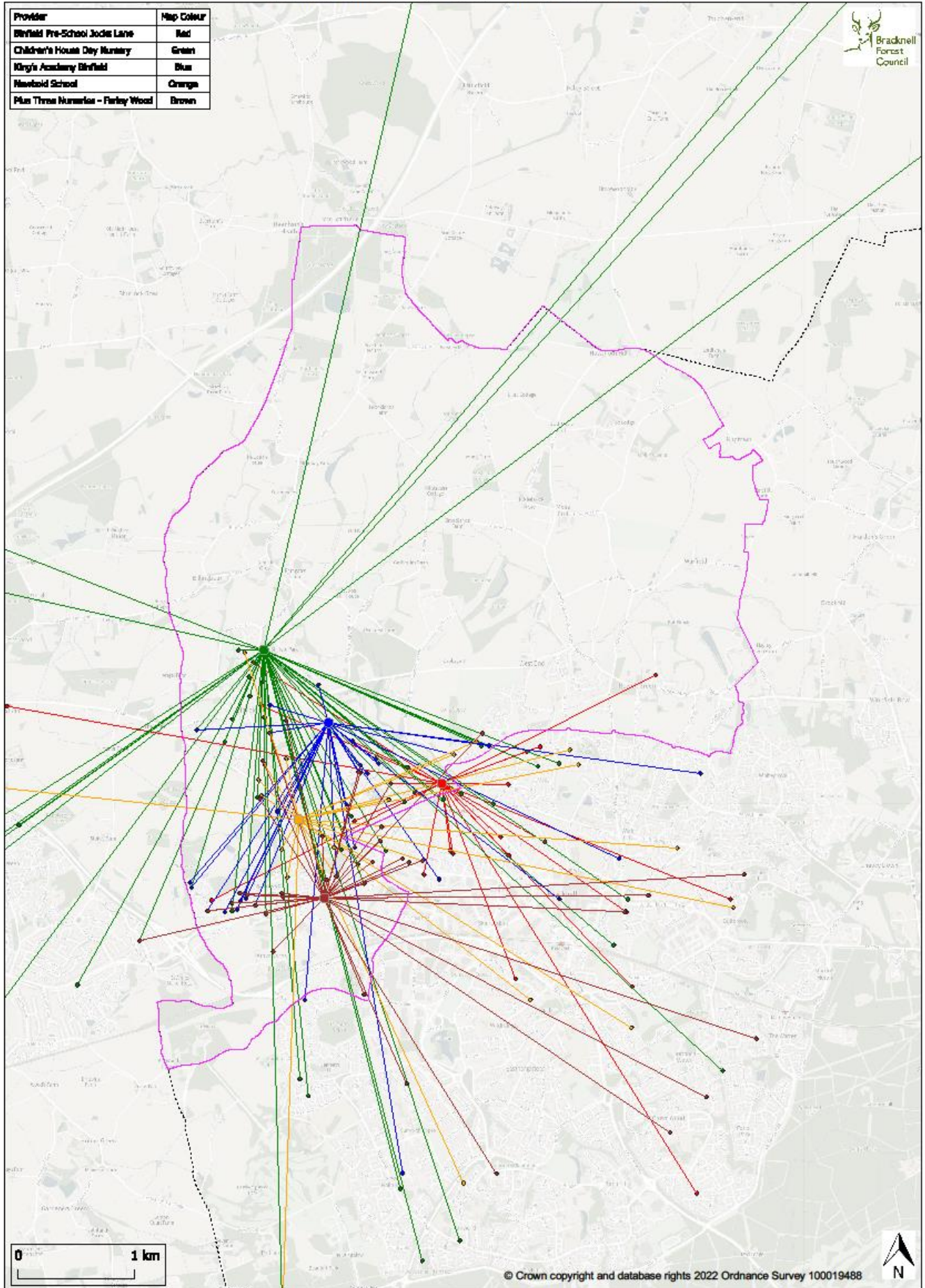
Table 31: Free entitlement uptake by resident ward

Ward	Age 2	Age 3	Age 4	Total
Binfield with Warfield	2	68	43	113
Other Bracknell Forest wards	8	42	15	65
Outside Bracknell Forest	2	13	5	20
Total	12	123	63	198

Source: BFC free entitlement funding data

The distribution of children accessing the free entitlement in group provisions is shown in figure 5

Figure 5: Attending Children Distribution - Binfield with Warfield



8.3. Bullbrook

8.3.1. Population

The total estimated population of children in Bullbrook in the Summer term 2021 aged 0-14 was 1,302, of which:

- 458 are aged under 5
- 177 are aged 3 and 4 and could be eligible for funded early years places
- 659 are aged 5 to 11
- 185 are aged 12 to 14

8.3.2. Available childcare

The data on uptake of funded places in the table below includes funded places for 2-year-olds and universal and extended free entitlement places for 3- and 4-year-olds

Table 32: Childcare by provider type

Type of provision	Number of providers	Estimated number of places	Take up of funded places
Childminders*	11	70	16
Nursery classes in maintained schools	1	90	73
Nursery classes in academies	0	0	0
PVI providers	2	120	103
After school club	2	Insufficient data	n/a
Breakfast club	2	Insufficient data	n/a
Holiday club	1	Insufficient data	n/a

Sources: OFSTED, Bracknell Forest Local Directory

8.3.3. Early years free entitlement funding

A total of 140 children accessed the early years free entitlements in Bullbrook in the summer term 2022. Of these 69 (49%) were resident in Bullbrook, 70 (50%) were resident in other Bracknell Forest wards and 1 (1%) were resident outside of Bracknell Forest.

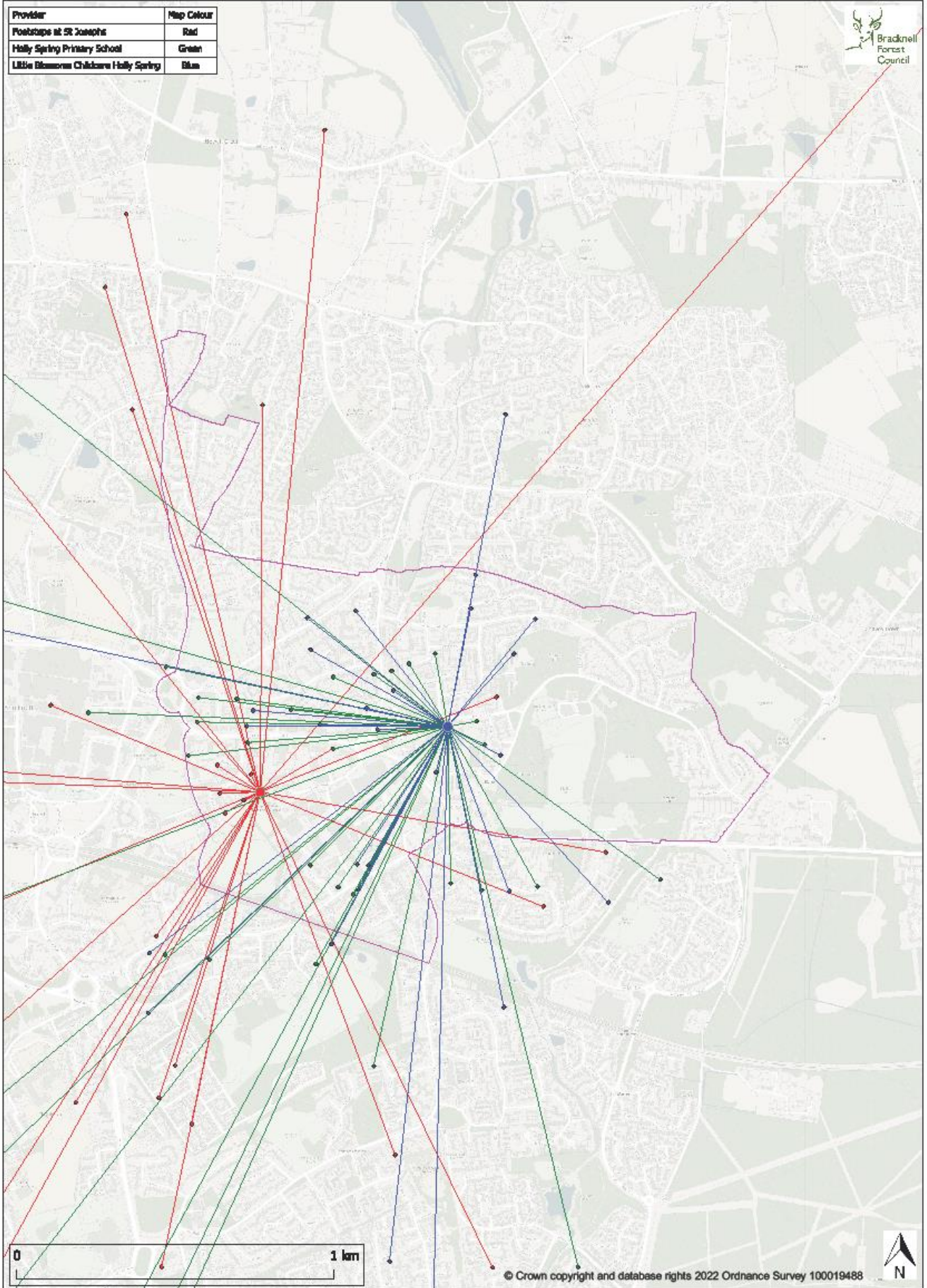
Table 33: Free entitlement uptake by resident ward

Ward	Age 2	Age 3	Age 4	Total
Bullbrook	10	35	24	69
Other Bracknell Forest wards	3	47	20	70
Outside Bracknell Forest	0	0	1	1
Total	13	82	45	140

Source: BFC free entitlement funding data

The distribution of children accessing the free entitlement in group provisions is shown in figure 6.

Figure 6: Attending Children Distribution – Bullbrook



8.4. Central Sandhurst

8.4.1. Population

The total estimate population of children in Central Sandhurst in the Summer term 2021 aged 0-14 was 835, of which:

- 277 are aged under 5
- 121 are aged 3 and 4 and could be eligible for funded early years places
- 425 are aged 5 to 11
- 133 are aged 12 to 14

8.4.2. Available childcare

The data on uptake of funded places in the table below includes funded places for 2-year-olds and universal and extended free entitlement places for 3- and 4-year-olds

Table 34: Childcare by provider type

Type of provision	Number of providers	Estimated capacity	Uptake of funded places
Childminders*	2	44	8
Nursery classes in maintained schools	1	72	55
Nursery classes in academies	0	0	0
PVI providers	0	0	0
After school club	1	Insufficient data	n/a
Breakfast club	1	Insufficient data	n/a
Holiday club	0	-	-

Sources: OFSTED, Bracknell Forest Local Directory, BFC Free entitlement funding data

* Childminder capacity includes places for school age children

8.4.3. Early years free entitlement funding

A total of 50 children accessed the early years free entitlements in Central Sandhurst in the summer term 2022. Of these 26 (52%) were resident in Central Sandhurst, 17 (34%) were resident in other Bracknell Forest wards and 7 (14%) were resident outside of Bracknell Forest.

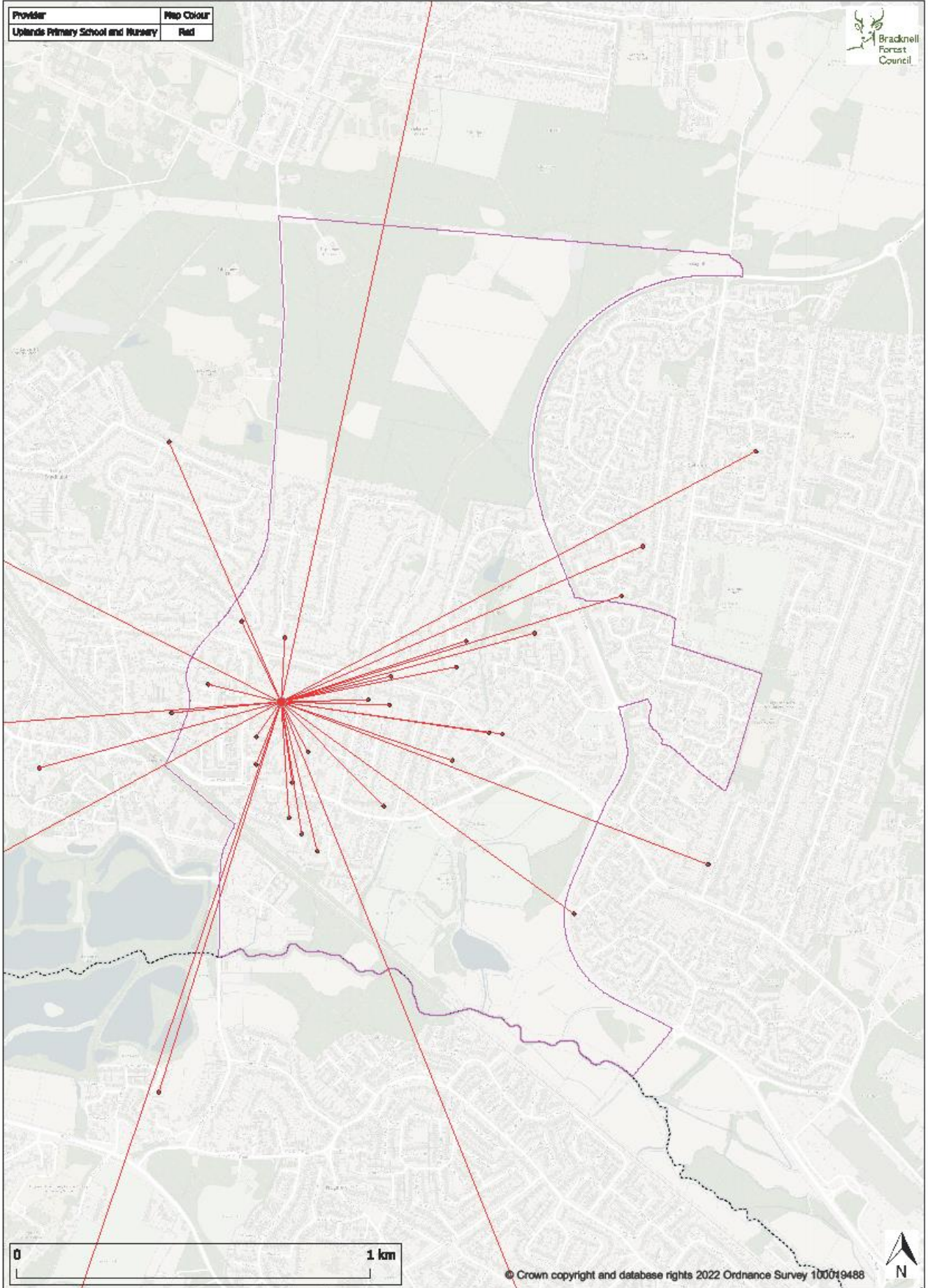
Table 35: Free entitlement uptake by resident ward

Ward	Age 2	Age 3	Age 4	Total
Central Sandhurst	0	11	15	26
Other Bracknell Forest wards	1	13	3	17
Outside Bracknell Forest	1	5	1	7
Total	2	29	19	50

Source: BFC free entitlement funding data

The distribution of children accessing the free entitlement in group provisions is shown in figure 7.

Figure 7: Attending Children Distribution - Central Sandhurst



8.5. College Town

8.5.1. Population

The total estimated population of children in College Town in the Summer term 2021 aged 0-14 was 891, of which:

- 327 are aged under 5
- 137 are aged 3 and 4 and could be eligible for funded early years places
- 438 are aged 5 to 11
- 126 are aged 12 to 14

8.5.2. Available childcare

The data on uptake of funded places in the table below includes funded places for 2-year-olds and universal and extended free entitlement places for 3- and 4-year-olds

Table 36: Childcare by provider type

Type of provision	Number of providers	Estimated capacity	Uptake of funded places
Childminders*	10	75	15
Nursery classes in maintained schools	1	46	43
Nursery classes in academies	0	0	0
PVI providers	5	489	285
After school club	0	-	-
Breakfast club	0	-	-
Holiday club	0	-	-

Sources: OFSTED, Bracknell Forest Local Directory, BFC Free entitlement funding data

* Childminder capacity includes places for school age children

8.5.3. Early years free entitlement funding

A total of 235 children accessed the early years free entitlements in College Town in the summer term 2022. Of these 75 (32%) were resident in College Town, 96 (41%) were resident in other Bracknell Forest wards and 64 (27%) were resident outside of Bracknell Forest.

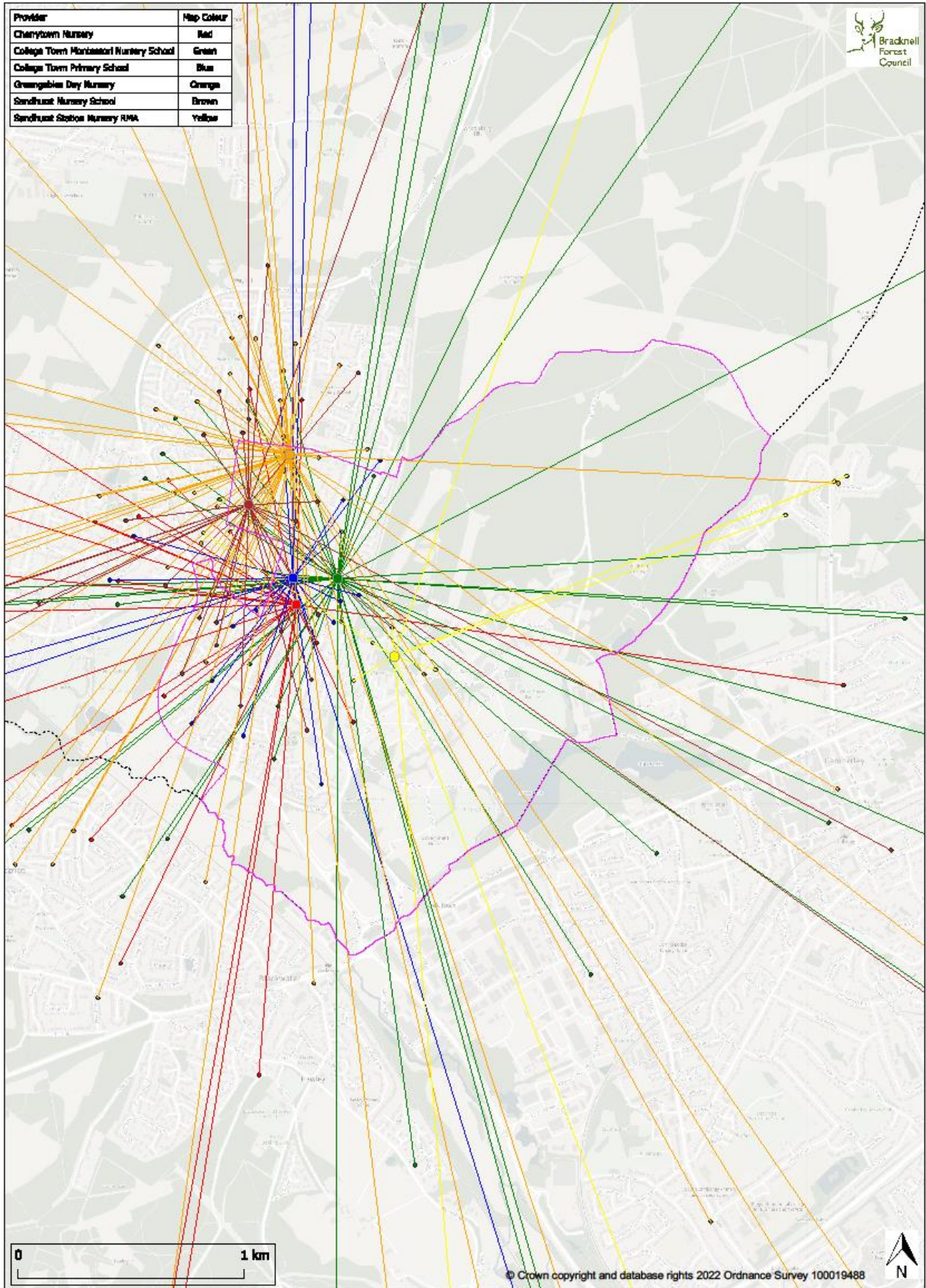
Table 37: Free entitlement uptake by resident ward

Ward	Age 2	Age 3	Age 4	Total
College Town	2	38	35	75
Other Bracknell Forest wards	8	57	31	96
Outside Bracknell Forest	3	43	18	64
Total	13	138	84	235

Source: BFC free entitlement funding data

The distribution of children accessing the free entitlement in group provisions is shown in figure 8.

Figure 8: Attending Children Distribution - College Town



8.6. Crown Wood

8.6.1. Population

The total estimated population of children in Crown Wood in the Summer term 2021 aged 0-14 was 1,382, of which:

- 585 are aged under 5
- 227 are aged 3 and 4 and could be eligible for funded early years places
- 624 are aged 5 to 11
- 173 are aged 12 to 14

8.6.2. Available childcare

The data on uptake of funded places in the table below includes funded places for 2-year-olds and universal and extended free entitlement places for 3- and 4-year-olds

Table 38: Childcare by provider type

Type of provision	Number of providers	Estimated capacity	Uptake of funded places
Childminders*	6	42	1
Nursery classes in maintained schools	0	0	0
Nursery classes in academies	1	86	91
PVI providers	1	90	35
After school club	1	Insufficient data	n/a
Breakfast club	1	Insufficient data	n/a
Holiday club	1	Insufficient data	n/a

Sources: OFSTED, Bracknell Forest Local Directory, BFC Free entitlement funding data

* Childminder capacity includes places for school age children

8.6.3. Early years free entitlement funding

A total of 75 children accessed the early years free entitlements in Crown Wood in the summer term 2022. Of these 47 (63%) were resident in Crown Wood, 27 (36%) were resident in other Bracknell Forest wards and 1 (1%) were resident outside of Bracknell Forest.

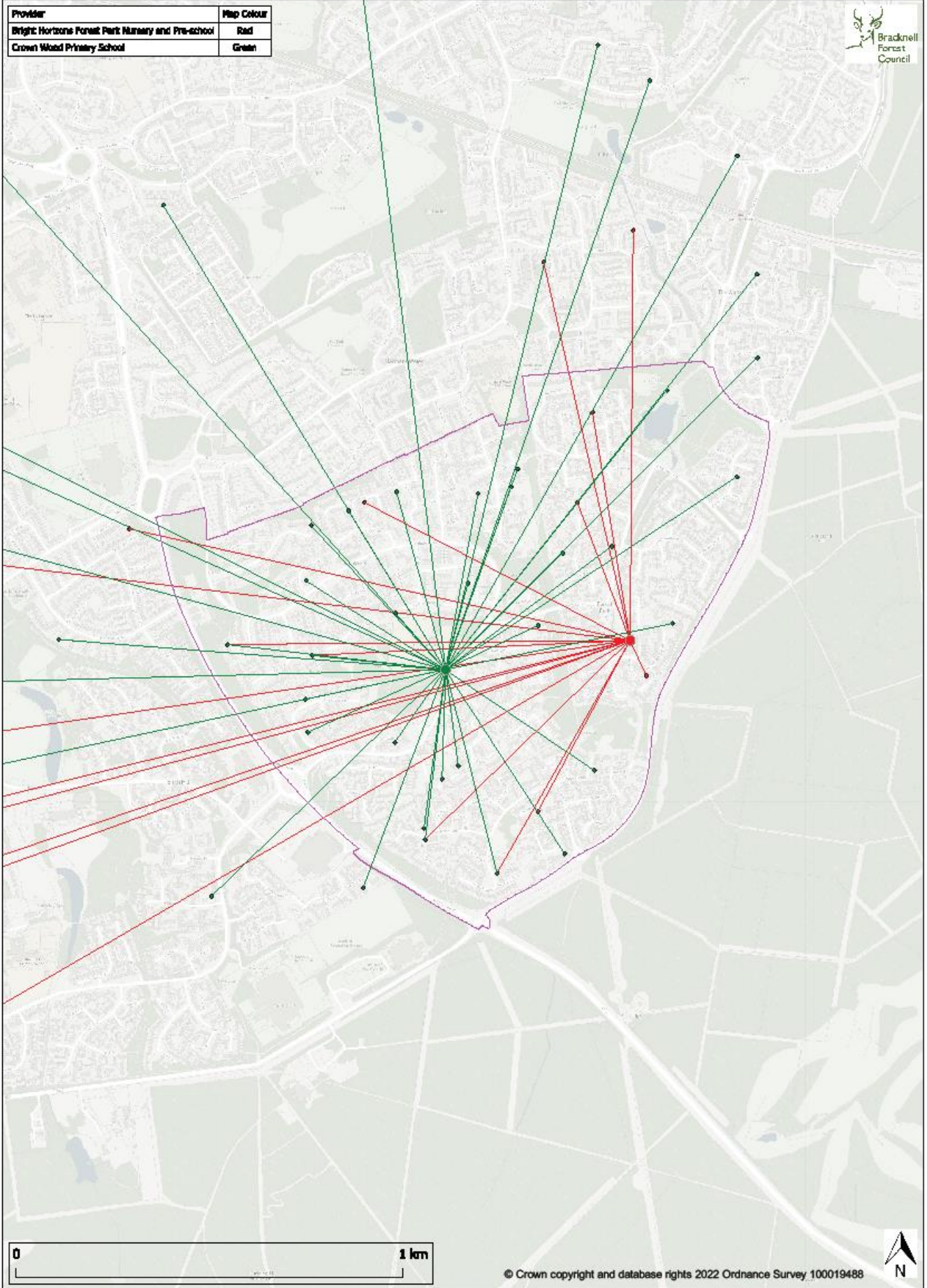
Table 39: Free entitlement uptake by resident ward

Ward	Age 2	Age 3	Age 4	Total
Crown Wood	0	28	19	47
Other Bracknell Forest wards	2	11	14	27
Outside Bracknell Forest	0	0	1	1
Total	2	39	34	75

Source: BFC free entitlement funding data

The distribution of children accessing the free entitlement in group provisions is shown in figure 9.

Figure 9: Attending Children Distribution - Crown Wood



8.7. Crowthorne

8.7.1. Population

The total estimated population of children in Crowthorne in the Summer term 2021 aged 0-14 was 915, of which:

- 237 are aged under 5
- 100 are aged 3 and 4 and could be eligible for funded early years places
- 517 are aged 5 to 11
- 161 are aged 12 to 14

8.7.2. Available childcare

The data on uptake of funded places in the table below includes funded places for 2-year-olds and universal and extended free entitlement places for 3- and 4-year-olds

Table 40: Childcare by provider type

Type of provision	Number of providers	Estimated capacity	Uptake of funded places
Childminders*	6	48	22
Nursery classes in maintained schools	0	0	0
Nursery classes in academies	0	0	0
PVI providers	3	457	89
After school club	1	Insufficient data	n/a
Breakfast club	1	Insufficient data	n/a
Holiday club	2	Insufficient data	n/a

Sources: OFSTED, Bracknell Forest Local Directory, BFC Free entitlement funding data

* Childminder capacity includes places for school age children

8.7.3. Early years free entitlement funding

A total of 93 children accessed the early years free entitlements in Crowthorne in the summer term 2022. Of these 33 (36%) were resident in Crowthorne, 19 (20%) were resident in other Bracknell Forest wards and 41 (44%) were resident outside of Bracknell Forest.

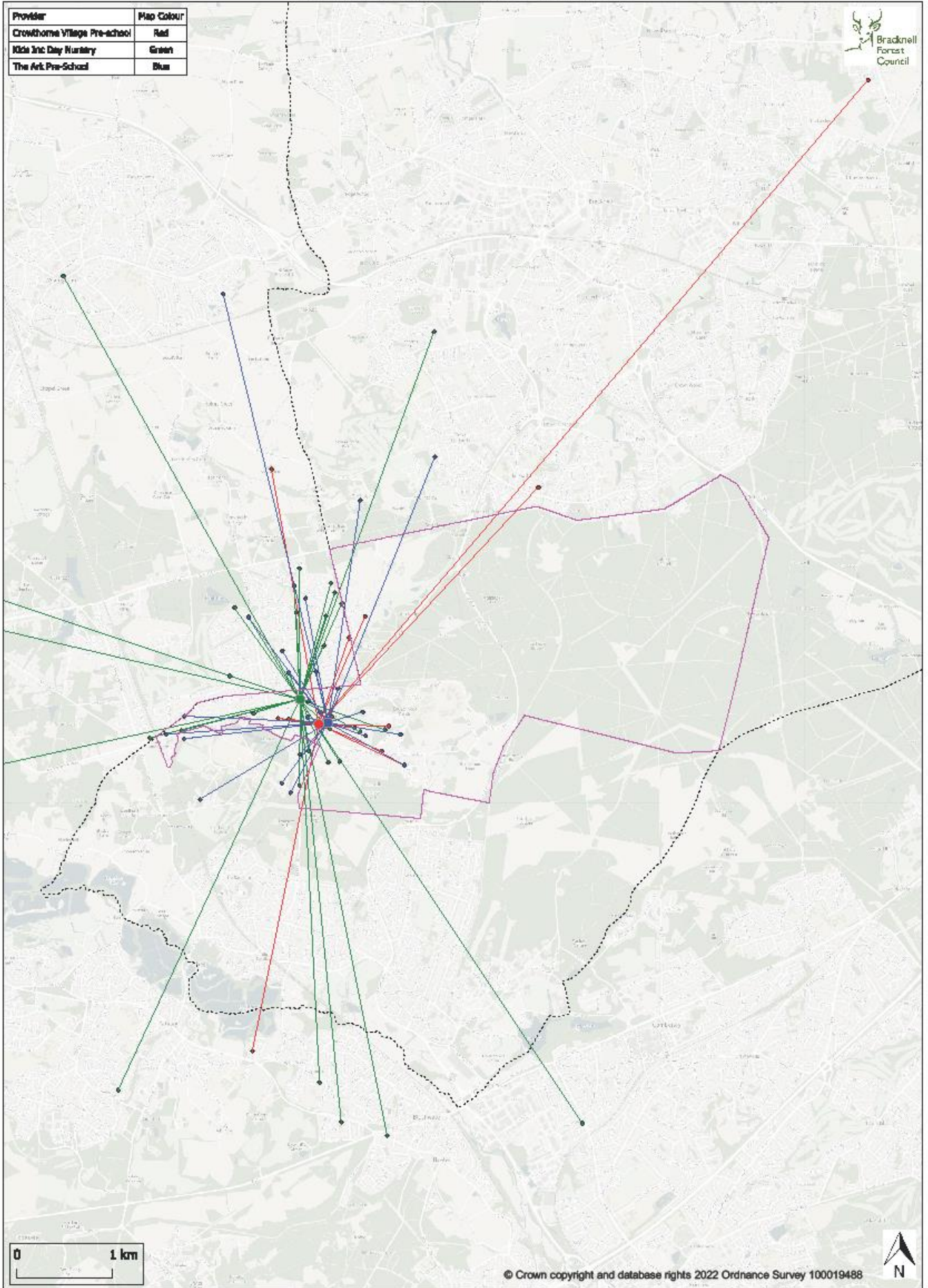
Table 41: Free entitlement uptake by resident ward

Ward	Age 2	Age 3	Age 4	Total
Crowthorne	3	19	11	33
Other Bracknell Forest wards	0	9	10	19
Outside Bracknell Forest	1	26	14	41
Total	4	54	35	93

Source: BFC free entitlement funding data

The distribution of children accessing the free entitlement in group provisions is shown in figure 10.

Figure 10: Attending Children Distribution – Crowthorne



8.8. Great Hollands North

8.8.1. Population

The total estimated population of children in Great Hollands North in the Summer term 2021 aged 0-14 was 1,929, of which:

- 596 are aged under 5
- 257 are aged 3 and 4 and could be eligible for funded early years places
- 1,065 are aged 5 to 11
- 268 are aged 12 to 14

8.8.2. Available childcare

The data on uptake of funded places in the table below includes funded places for 2-year-olds and universal and extended free entitlement places for 3- and 4-year-olds

Table 42: Childcare by provider type

Type of provision	Number of providers	Estimated capacity	Uptake of funded places
Childminders*	7	48	9
Nursery classes in maintained schools	0	0	0
Nursery classes in academies	2	138	75
PVI providers	2	170	88
After school club	1	Insufficient data	n/a
Breakfast club	1	Insufficient data	n/a
Holiday club	0	-	-

Sources: OFSTED, Bracknell Forest Local Directory, BFC Free entitlement funding data

* Childminder capacity includes places for school age children

8.8.3. Early years free entitlement funding

A total of 105 children accessed the early years free entitlements in Great Hollands North in the summer term 2022. Of these 7 (69%) were resident in Great Hollands North, 32 (30%) were resident in other Bracknell Forest wards and 1 (1%) were resident outside of Bracknell Forest.

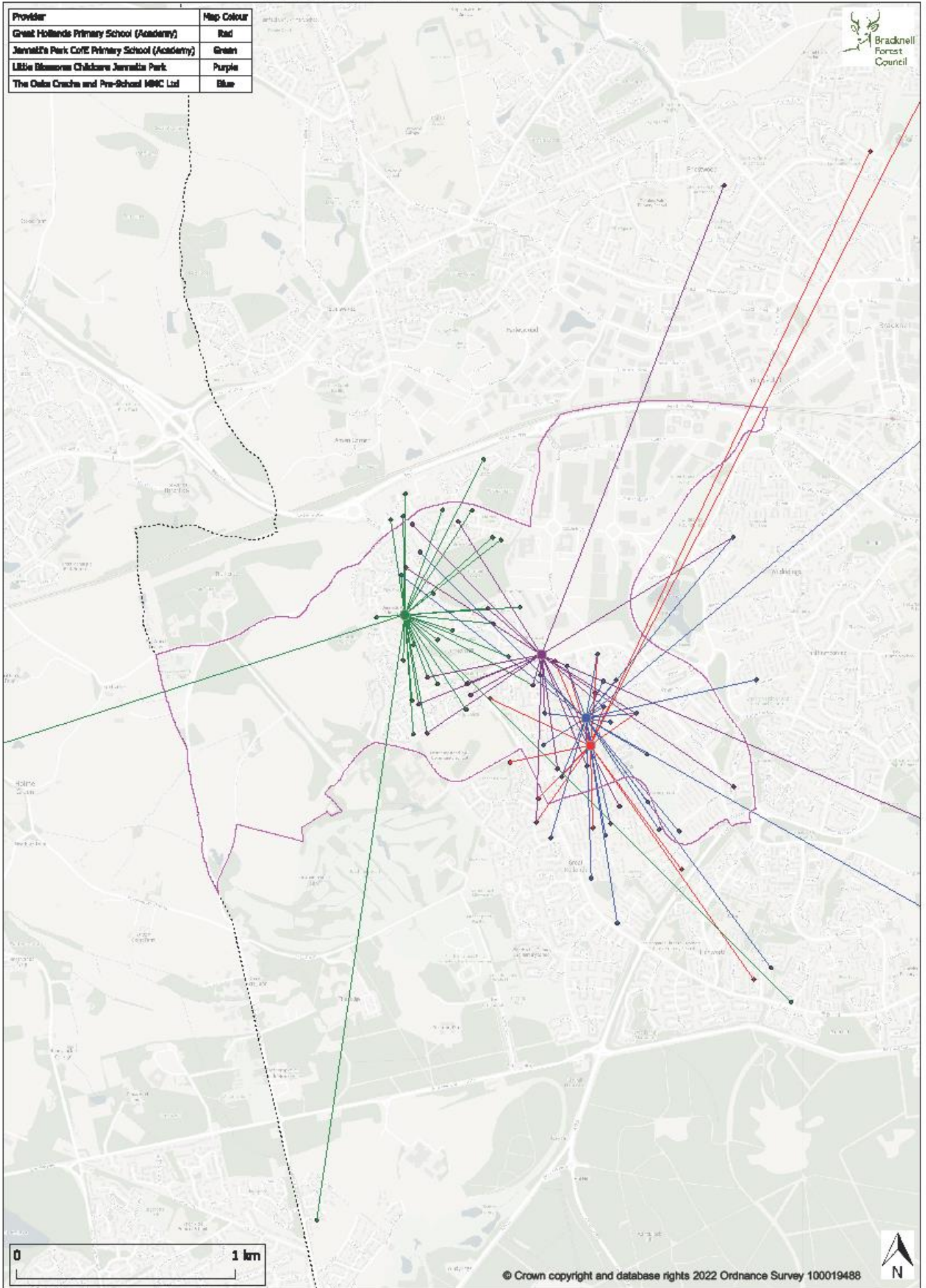
Table 43: Free entitlement uptake by resident ward

Ward	Age 2	Age 3	Age 4	Total
Great Hollands North	6	42	24	72
Other Bracknell Forest wards	3	13	16	32
Outside Bracknell Forest	0	0	1	1
Total	9	55	41	105

Source: BFC free entitlement funding data

The distribution of children accessing the free entitlement in group provisions is shown in figure 11.

Figure 11: Attending Children Distribution - Great Hollands North



8.9. Great Hollands South

8.9.1. Population

The total estimated population of children in Great Hollands South in the Summer term 2021 aged 0-14 was 963, of which:

- 321 are aged under 5
- 139 are aged 3 and 4 and could be eligible for funded early years places
- 507 are aged 5 to 11
- 135 are aged 12 to 14

8.9.2. Available childcare

The uptake figures include funded places for 2-year-olds and universal and extended free entitlement places for 3 and 4-year-olds.

Table 44: Childcare by provider type

Type of provision	Number of providers	Estimated capacity	Uptake of funded places
Childminders*	6	27	7
Nursery classes in maintained schools	1	90	83
Nursery classes in academies	0	0	0
PVI providers	0	0	0
After school club	1	Insufficient data	n/a
Breakfast club	1	Insufficient data	n/a
Holiday club	1	Insufficient data	n/a

Sources: OFSTED, Bracknell Forest Local Directory, BFC Free entitlement funding data

* childminder capacity includes places for school age children

8.9.3. Early years free entitlement funding

A total of 103 children accessed the early years free entitlements in Great Hollands South in the summer term 2022. Of these 45 (44%) were resident in Great Hollands South, 57 (55%) were resident in other Bracknell Forest wards and 1 (1%) were resident outside of Bracknell Forest.

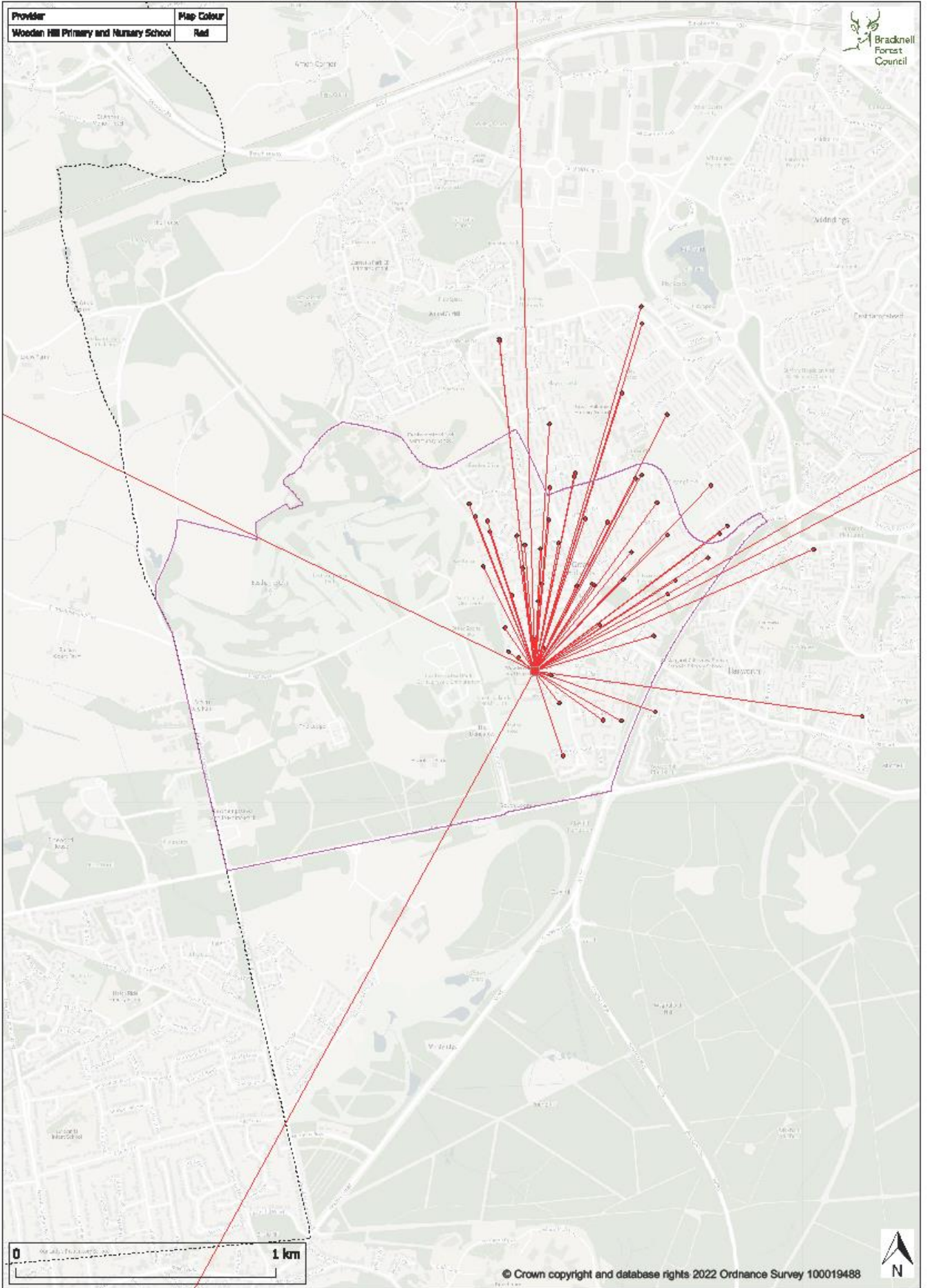
Table 45: Free entitlement uptake by resident ward

Ward	Age 2	Age 3	Age 4	Total
Great Hollands South	1	23	21	45
Other Bracknell Forest wards	6	33	18	57
Outside Bracknell Forest	0	1	0	1
Total	7	57	39	103

Source: BFC free entitlement funding data

The distribution of children accessing the free entitlement in group provisions is shown in figure 12.

Figure 12: Attending Children Distribution - Great Hollands South



8.10. Hanworth

8.10.1. Population

The total estimated population of children in Hanworth in the Summer term 2021 aged 0-14 was 1,532, of which:

- 502 are aged under 5
- 194 are aged 3 and 4 and could be eligible for funded early years places
- 823 are aged 5 to 11
- 207 are aged 12 to 14

8.10.2. Available childcare

The uptake figures include funded places for 2-year-olds and universal and extended free entitlement places for 3 and 4-year-olds.

Table 46: Childcare by provider type

Type of provision	Number of providers	Estimated capacity	Uptake of funded places
Childminders*	12	104	15
Nursery classes in maintained schools	2	82	76
Nursery classes in academies	0	0	0
PVI providers	4	526	191
After school club	2	Insufficient data	n/a
Breakfast club	2	Insufficient data	n/a
Holiday club	0	-	-

Sources: OFSTED, Bracknell Forest Local Directory, BFC Free entitlement funding data

* childminder capacity includes places for school age children

8.10.3. Early years free entitlement funding

A total of 224 children accessed the early years free entitlements in Hanworth in the summer term 2022. Of these 111 (50%) were resident in Hanworth, 109 (49%) were resident in other Bracknell Forest wards and 4 (1%) were resident outside of Bracknell Forest.

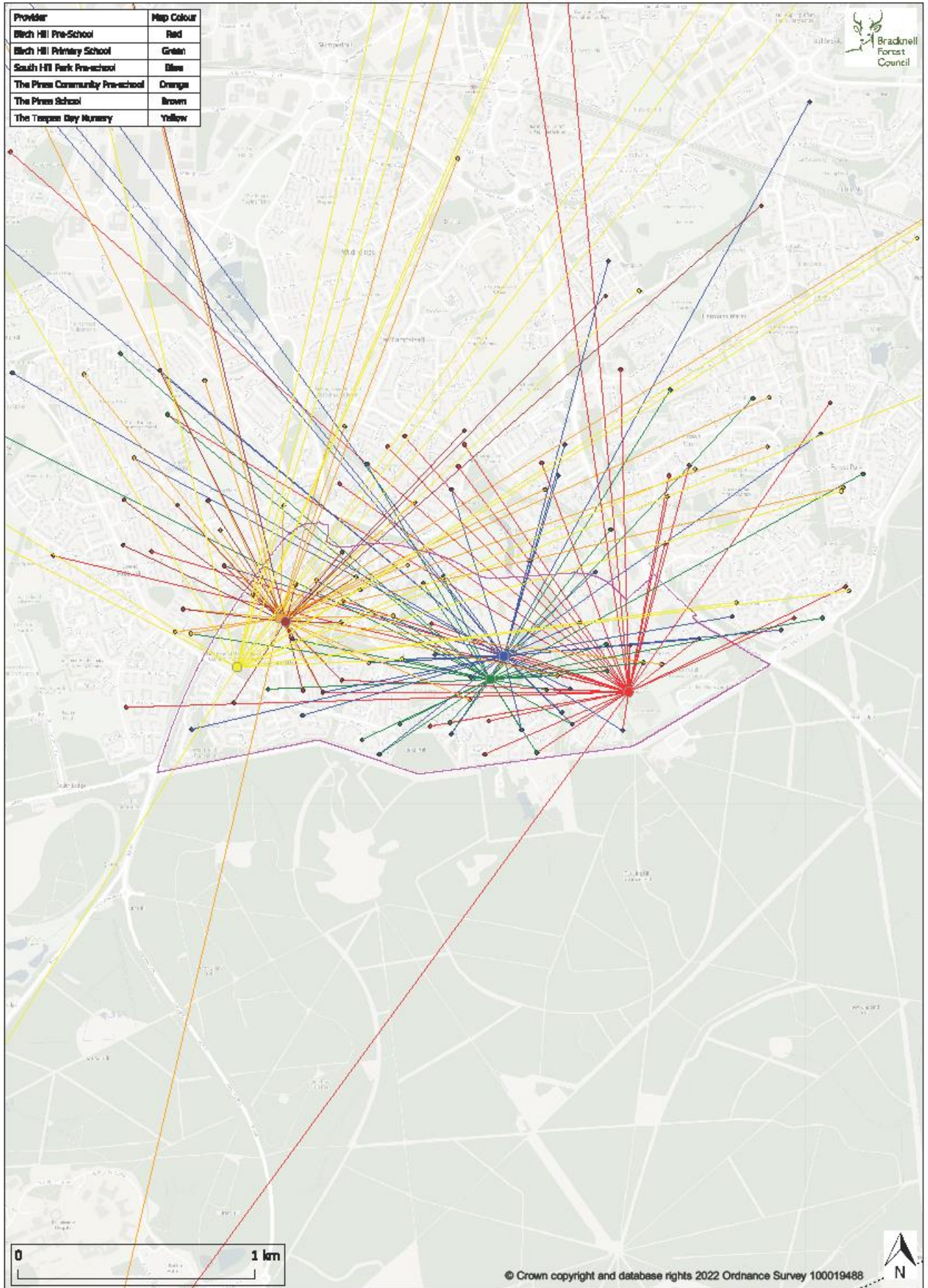
Table 47: Free entitlement uptake by resident ward

Ward	Age 2	Age 3	Age 4	Total
Hanworth	7	63	41	111
Other Bracknell Forest wards	7	70	32	109
Outside Bracknell Forest	0	3	1	4
Total	14	136	74	224

Source: BFC free entitlement funding data

The distribution of children accessing the free entitlement in group provisions is shown in figure 13.

Figure 13: Attending Children Distribution – Hanworth



8.11. Harmans Water

8.11.1. Population

The total estimated population of children in Harmans Water in the Summer term 2021 aged 0-14 was 1,978, of which:

- 642 are aged under 5
- 276 are aged 3 and 4 and could be eligible for funded early years places
- 1,048 are aged 5 to 11
- 288 are aged 12 to 14

8.11.2. Available childcare

The uptake figures include funded places for 2-year-olds and universal and extended free entitlement places for 3 and 4-year-olds.

Table 48: Childcare by provider type

Type of provision	Number of providers	Estimated capacity	Uptake of funded places
Childminders*	9	78	15
Nursery classes in maintained schools	1	90	78
Nursery classes in academies	0	0	0
PVI providers	2	128	67.93
After school club	1	Insufficient data	n/a
Breakfast club	1	Insufficient data	n/a
Holiday club	2	Insufficient data	n/a

Sources: OFSTED, Bracknell Forest Local Directory, BFC Free entitlement funding data

* childminder capacity includes places for school age children

8.11.3. Early years free entitlement funding

A total of 135 children accessed the early years free entitlements in Harmans Water in the summer term 2022. Of these 56 (46%) were resident in Harmans Water, 75 (62%) were resident in other Bracknell Forest wards and 4 (3%) were resident outside of Bracknell Forest.

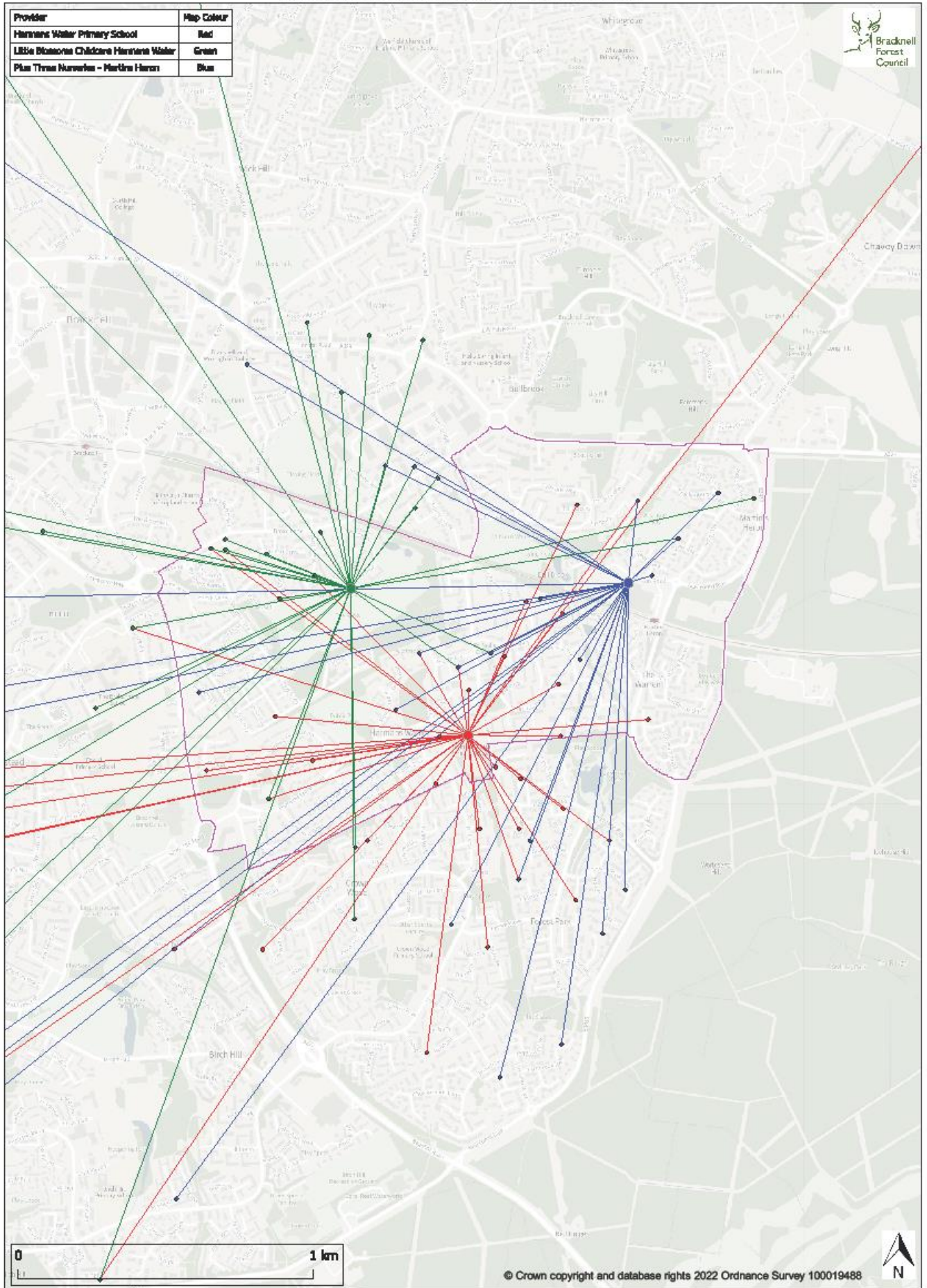
Table 49: Free entitlement uptake by resident ward

Ward	Age 2	Age 3	Age 4	Total
Harmans Water	11	24	21	56
Other Bracknell Forest wards	11	40	24	75
Outside Bracknell Forest	0	2	2	4
Total	22	66	47	135

Source: BFC free entitlement funding data

The distribution of children accessing the free entitlement in group provisions is shown in figure 14.

Figure 14: Attending Children Distribution – Harmans Water



8.12. Little Sandhurst and Wellington

8.12.1. Population

The total estimated population of children in Little Sandhurst & Wellington in the Summer term 2021 aged 0-14 was 938, of which:

- 262 are aged under 5
- 117 are aged 3 and 4 and could be eligible for funded early years places
- 501 are aged 5 to 11
- 175 are aged 12 to 14

8.12.2. Available childcare

The uptake figures include funded places for 2-year-olds and universal and extended free entitlement places for 3 and 4-year-olds.

Table 50: Childcare by provider type

Type of provision	Number of providers	Estimated capacity	Uptake of funded places
Childminders*	2	16	4
Nursery classes in maintained schools	1	60	35
Nursery classes in academies	0	0	0
PVI providers	2	167	64
After school club	2	Insufficient data	n/a
Breakfast club	1	Insufficient data	n/a
Holiday club	2	Insufficient data	n/a

Sources: OFSTED, Bracknell Forest Local Directory, BFC Free entitlement funding data

* childminder capacity includes places for school age children

8.12.3. Early years free entitlement funding

A total of 90 children accessed the early years free entitlements in Little Sandhurst & Wellington in the summer term 2022. Of these 37 (41%) were resident in Little Sandhurst & Wellington, 22 (24.5%) were resident in other Bracknell Forest wards and 31 (31.5%) were resident outside of Bracknell Forest.

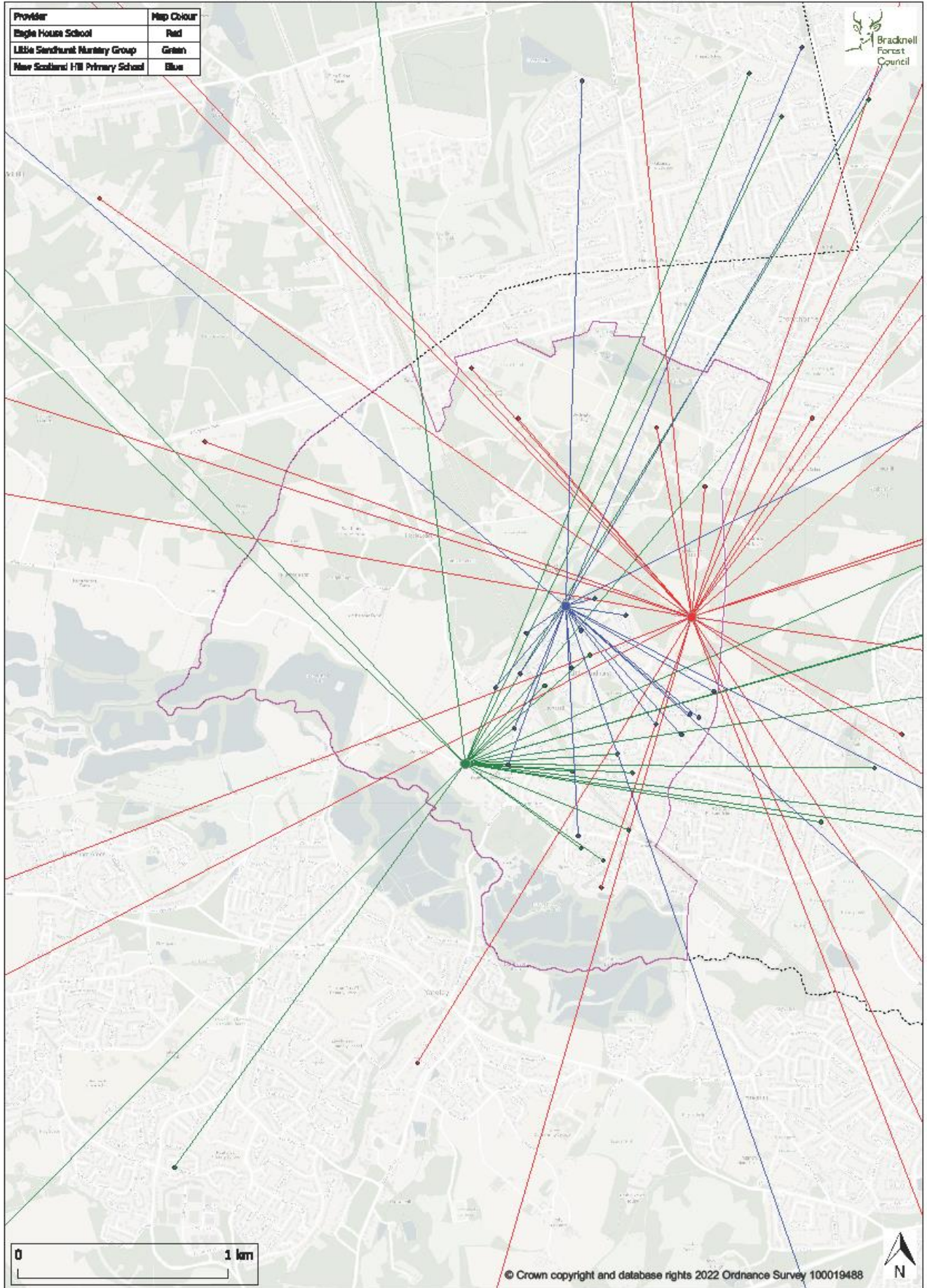
Table 51: Free entitlement uptake by resident ward

Ward	Age 2	Age 3	Age 4	Total
Little Sandhurst & Wellington	0	17	20	37
Other Bracknell Forest wards	1	12	9	22
Outside Bracknell Forest	0	16	5	31
Total	1	45	44	90

Source: BFC free entitlement funding data

The distribution of children accessing the free entitlement in group provisions is shown in figure 15.

Figure 15: Attending Children Distribution - Little Sandhurst and Wellington



8.13. Old Bracknell

8.13.1. Population

The total estimated population of children in Old Bracknell in the Summer term 2021 aged 0-14 was 1,199, of which:

- 402 are aged under 5
- 167 are aged 3 and 4 and could be eligible for funded early years places
- 618 are aged 5 to 11
- 179 are aged 12 to 14

8.13.2. Available childcare

The uptake figures include funded places for 2-year-olds and universal and extended free entitlement places for 3 and 4-year-olds.

Table 52: Childcare by provider type

Type of provision	Number of providers	Estimated capacity	Uptake of funded places
Childminders*	10	79	11
Nursery classes in maintained schools	1	52	23
Nursery classes in academies	0	0	0
PVI providers	3	139	62
After school club	0	Insufficient data	n/a
Breakfast club	0	Insufficient data	n/a
Holiday club	1	Insufficient data	n/a

Sources: OFSTED, Bracknell Forest Local Directory, BFC Free entitlement funding data

* childminder capacity includes places for school age children

8.13.3. Early years free entitlement funding

A total of 83 children accessed the early years free entitlements in Old Bracknell in the summer term 2022. Of these 32 (39%) were resident in Old Bracknell, 50 (60%) were resident in other Bracknell Forest wards and 1 (%) were resident outside of Bracknell Forest.

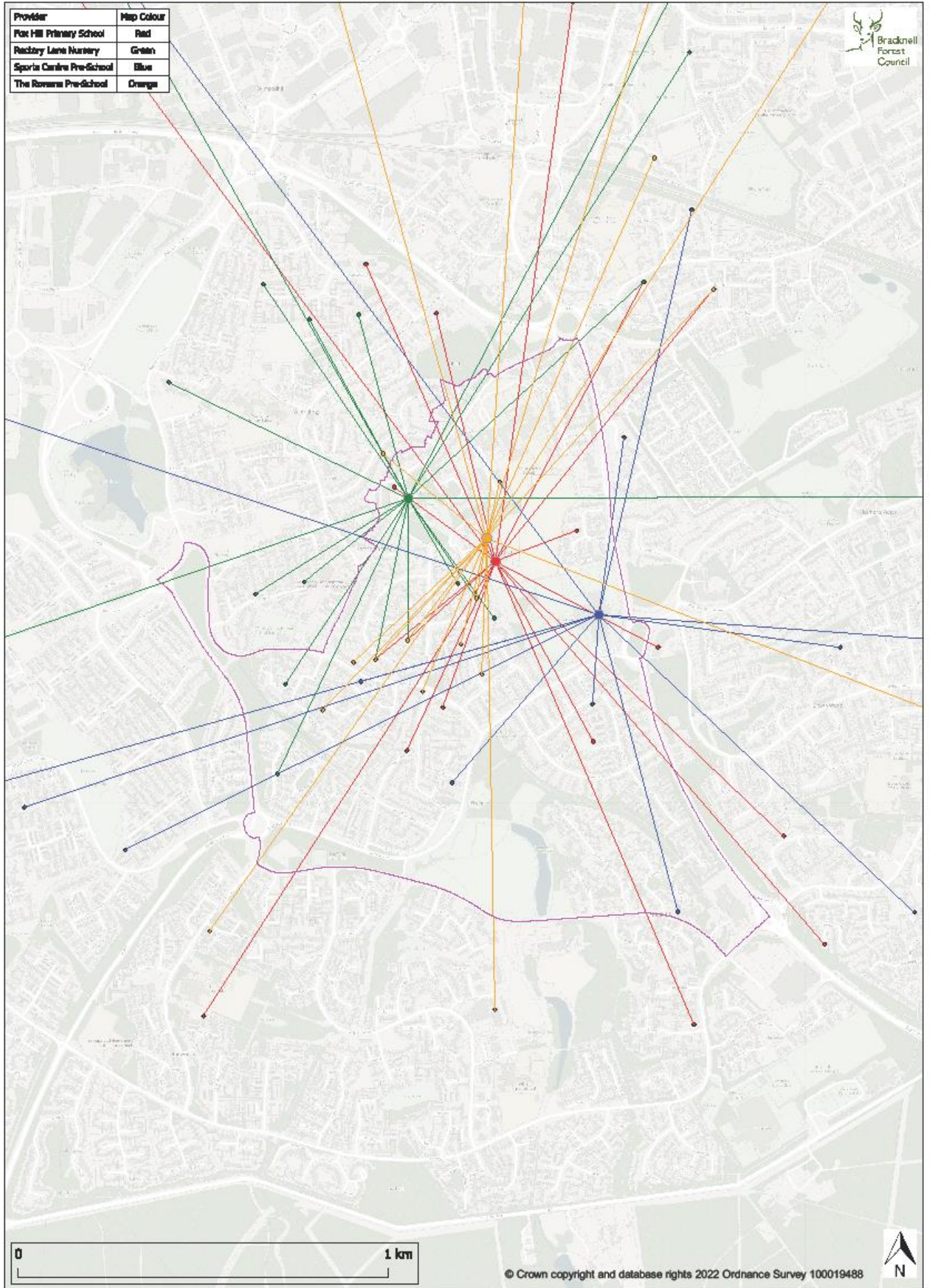
Table 53: Free entitlement uptake by resident ward

Ward	Age 2	Age 3	Age 4	Total
Old Bracknell	4	23	5	32
Other Bracknell Forest wards	6	30	14	50
Outside Bracknell Forest	0	0	1	1
Total	10	53	20	83

Source: BFC free entitlement funding data

The distribution of children accessing the free entitlement in group provisions is shown in figure 16.

Figure 16: Attending Children Distribution - Old Bracknell



8.14. Owlsmoor

8.14.1. Population

The total estimated population of children in Owlsmoor in the Summer term 2021 aged 0-14 was 911, of which:

- 283 are aged under 5
- 122 are aged 3 and 4 and could be eligible for funded early years places
- 482 are aged 5 to 11
- 146 are aged 12 to 14

8.14.2. Available childcare

The uptake figures include funded places for 2-year-olds and universal and extended free entitlement places for 3 and 4-year-olds.

Table 54: Childcare by provider type

Type of provision	Number of providers	Estimated capacity	Uptake of funded places
Childminders*	8	61	5
Nursery classes in maintained schools	1	60	56
Nursery classes in academies	0	0	0
PVI providers	1	60	46
After school club	1	Insufficient data	n/a
Breakfast club	0	Insufficient data	n/a
Holiday club	0	Insufficient data	n/a

Sources: OFSTED, Bracknell Forest Local Directory, BFC Free entitlement funding data

* childminder capacity includes places for school age children

8.14.3. Early years free entitlement funding

A total of 85 children accessed the early years free entitlements in Owlsmoor in the summer term 2022. Of these 46 (54%) were resident in Owlsmoor, 34 (40%) were resident in other Bracknell Forest wards and 5 (6%) were resident outside of Bracknell Forest.

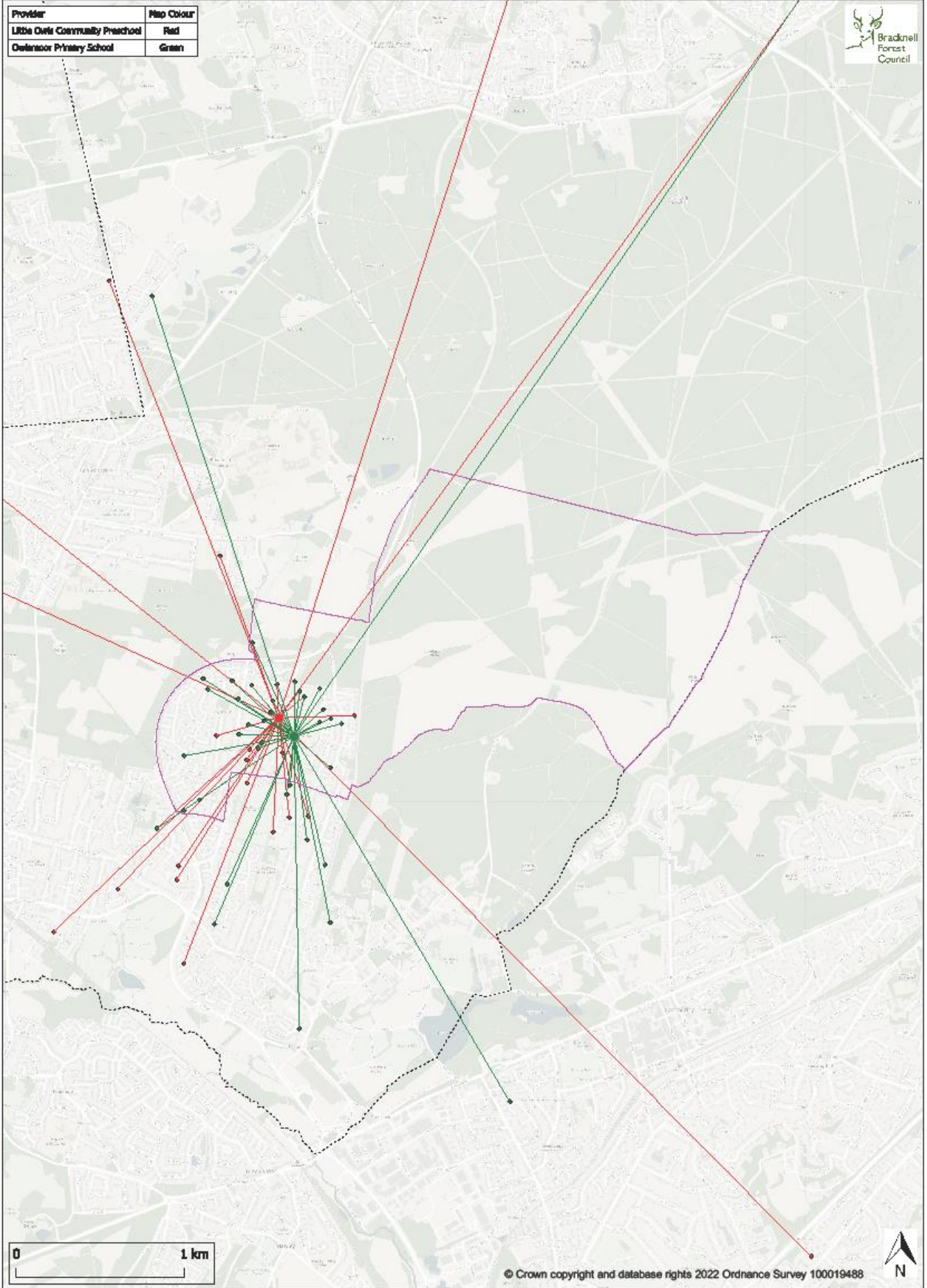
Table 55: Free entitlement uptake by resident ward

Ward	Age 2	Age 3	Age 4	Total
Owlsmoor	4	21	21	46
Other Bracknell Forest wards	5	12	17	34
Outside Bracknell Forest	0	5	0	5
Total	9	38	38	85

Source: BFC free entitlement funding data

The distribution of children accessing the free entitlement in group provisions is shown in figure 17.

Figure 17: Attending Children Distribution – Owlsmoor



8.15. Priestwood and Garth

8.15.1. Population

The total estimated population of children in Priestwood and Garth in the Summer term 2021 aged 0-14 was 1,562, of which:

- 466 are aged under 5
- 195 are aged 3 and 4 and could be eligible for funded early years places
- 834 are aged 5 to 11
- 262 are aged 12 to 14

8.15.2. Available childcare

The uptake figures include funded places for 2-year-olds and universal and extended free entitlement places for 3 and 4-year-olds.

Table 56: Childcare by provider type

Type of provision	Number of providers	Estimated capacity	Uptake of funded places
Childminders*	9	55	20
Nursery classes in maintained schools	2	220	134
Nursery classes in academies	0	0	0
PVI providers	3	348	191
After school club	2	Insufficient data	n/a
Breakfast club	2	Insufficient data	n/a
Holiday club	2	Insufficient data	n/a

Sources: OFSTED, Bracknell Forest Local Directory, BFC Free entitlement funding data

* childminder capacity includes places for school age children

8.15.3. Early years free entitlement funding

A total of 244 children accessed the early years free entitlements in Priestwood and Garth in the summer term 2022. Of these 99 (40%) were resident in Priestwood and Garth, 131 (54%) were resident in other Bracknell Forest wards and 14 (6%) were resident outside of Bracknell Forest.

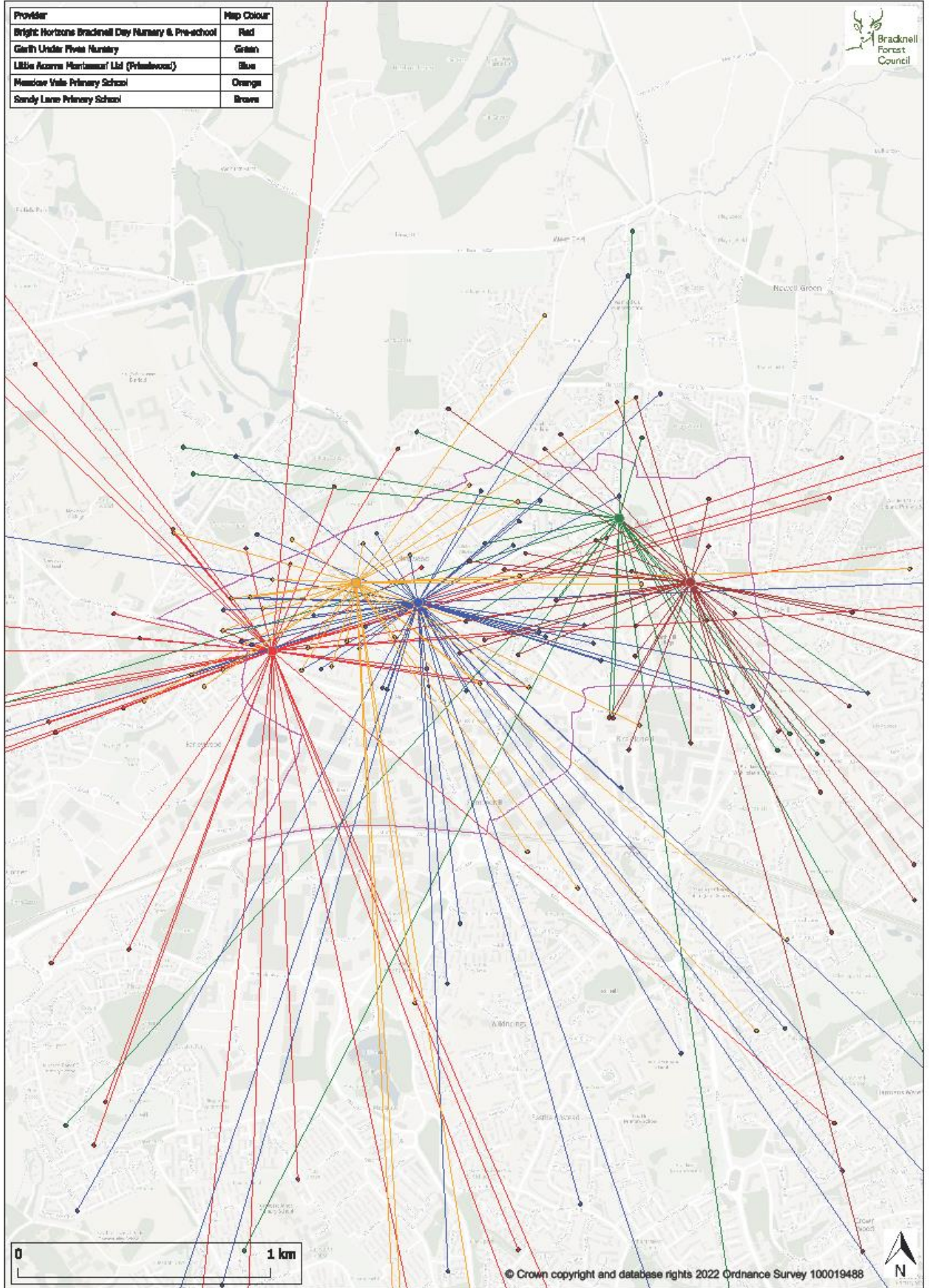
Table 57: Free entitlement uptake by resident ward

Ward	Age 2	Age 3	Age 4	Total
Priestwood and Garth	14	51	34	99
Other Bracknell Forest wards	9	70	52	131
Outside Bracknell Forest	1	6	7	14
Total	24	15	93	244

Source: BFC free entitlement funding data

The distribution of children accessing the free entitlement in group provisions is shown in figure 18.

Figure 18: Attending Children Distribution - Priestwood and Garth



8.16. Warfield Harvest Ride

8.16.1. Population

The total estimated population of children in Warfield Harvest Ride in the Summer term 2021 aged 0-14 was 1,429, of which:

- 422 are aged under 5
- 174 are aged 3 and 4 and could be eligible for funded early years places
- 747 are aged 5 to 11
- 260 are aged 12 to 14

8.16.2. Available childcare

The uptake figures include funded places for 2-year-olds and universal and extended free entitlement places for 3 and 4-year-olds.

Table 58: Childcare by provider type

Type of provision	Number of providers	Estimated capacity	Uptake of funded places
Childminders*	12	85	22
Nursery classes in maintained schools #	1	260	106
Nursery classes in academies	0	0	0
PVI providers	2	86	57
After school club	1	Insufficient data	n/a
Breakfast club	1	Insufficient data	n/a
Holiday club	1	Insufficient data	n/a

Sources: OFSTED, Bracknell Forest Local Directory, BFC Free entitlement funding data

* childminder capacity includes places for school age children

Includes children attending Warfield Primary All Saints & Woodhurst sites

8.16.3. Early years free entitlement funding

A total of 139 children accessed the early years free entitlements in Warfield Harvest Ride in the summer term 2022. Of these 72 (52%) were resident in Warfield Harvest Ride, 66 (47%) were resident in other Bracknell Forest wards and 1 (1%) were resident outside of Bracknell Forest.

Table 59: Free entitlement uptake by resident ward

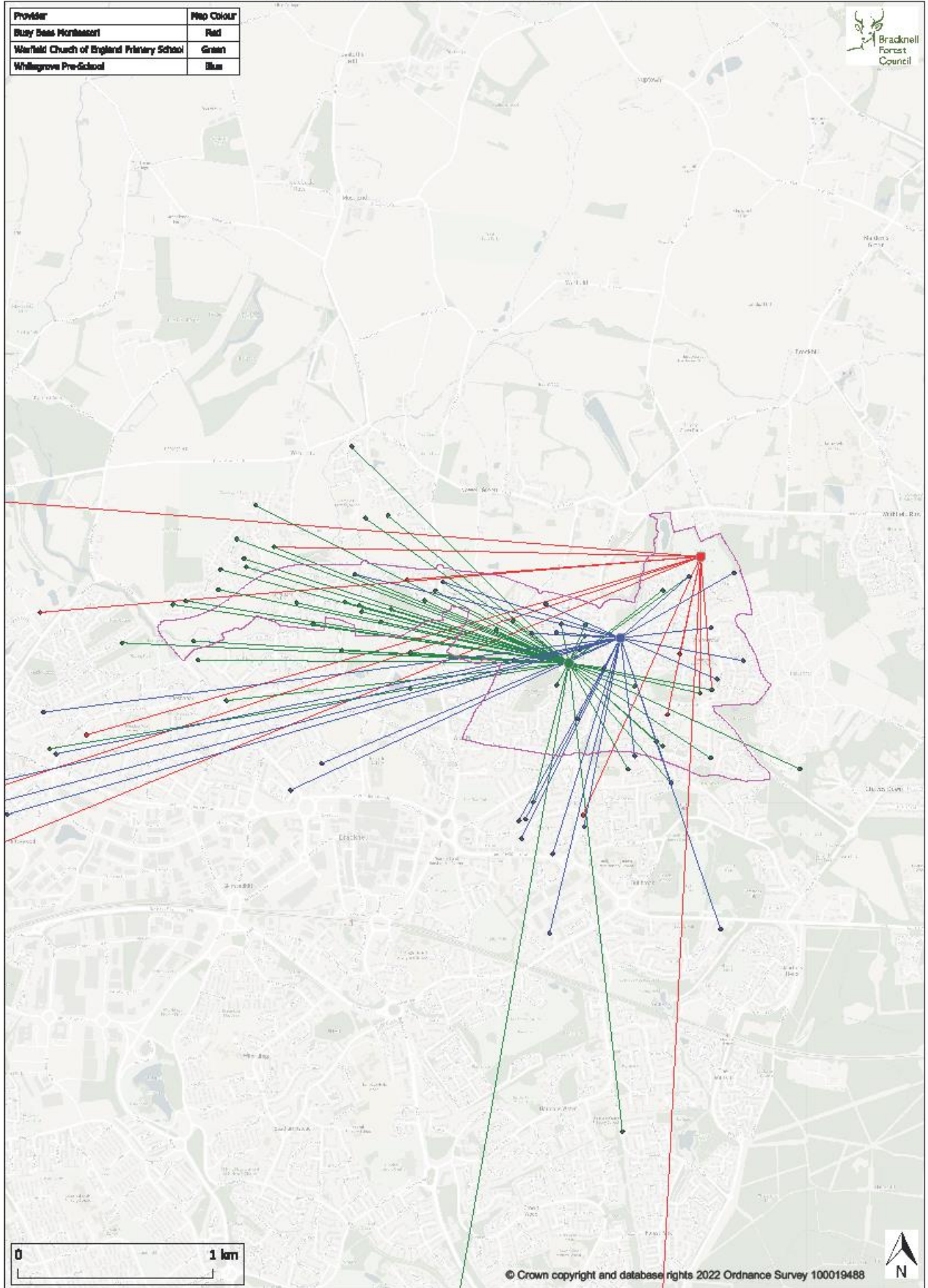
Ward	Age 2	Age 3	Age 4	Total
Warfield Harvest Ride	6	44	22	72
Other Bracknell Forest wards	5	44	17	66
Outside Bracknell Forest	0	1	0	1
Total	11	89	39	139

Source: BFC free entitlement funding data

Includes children attending Warfield Primary All Saints & Woodhurst sites

The distribution of children accessing the free entitlement in group provisions is shown in figure 19.

Figure 19: Attending Children Distribution - Warfield Harvest Ride



8.17. Wildridings and Central

8.17.1. Population

The total estimated population of children in Wildridings and Central in the Summer term 2021 aged 0-14 was 985, of which:

- 339 are aged under 5
- 130 are aged 3 and 4 and could be eligible for funded early years places
- 519 are aged 5 to 11
- 127 are aged 12 to 14

8.17.2. Available childcare

The uptake figures include funded places for 2-year-olds and universal and extended free entitlement places for 3 and 4-year-olds.

Table 60: Childcare by provider type

Type of provision	Number of providers	Estimated capacity	Uptake of funded places
Childminders*	2	17	0
Nursery classes in maintained schools	1	116	51
Nursery classes in academies	0	0	0
PVI providers	3	235	148
After school club	1	Insufficient data	n/a
Breakfast club	0	Insufficient data	n/a
Holiday club	1	Insufficient data	n/a

Sources: OFSTED, Bracknell Forest Local Directory, BFC Free entitlement funding data

* childminder capacity includes places for school age children

8.17.3. Early years free entitlement funding

A total of 155 children accessed the early years free entitlements in Wildridings and Central in the summer term 2022. Of these 50 (32%) were resident in Wildridings and Central, 98 (63%) were resident in other Bracknell Forest wards and 7 (5%) were resident outside of Bracknell Forest.

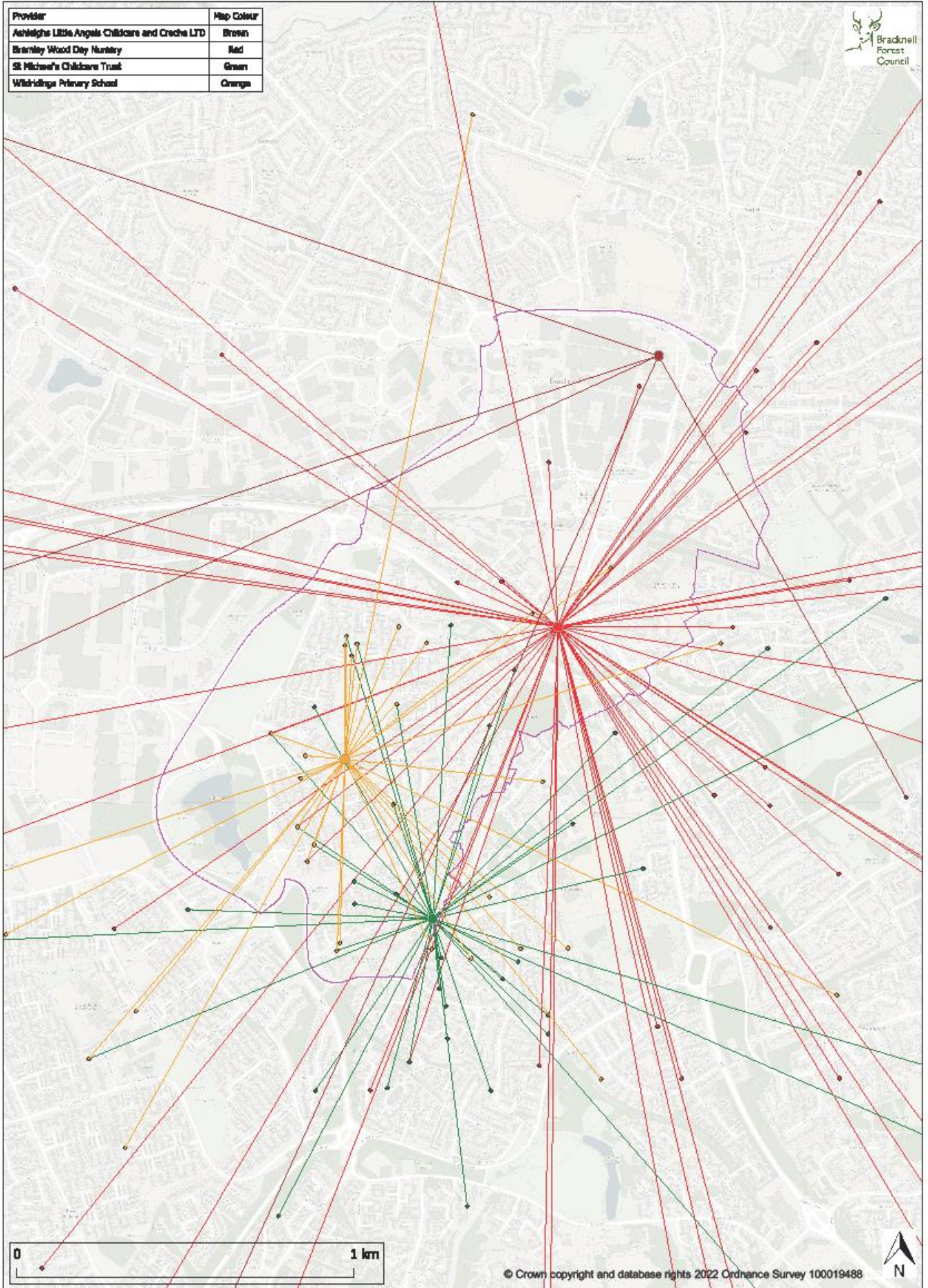
Table 61: Free entitlement uptake by resident ward

Ward	Age 2	Age 3	Age 4	Total
Wildridings and Central	2	32	16	50
Other Bracknell Forest wards	7	61	30	98
Outside Bracknell Forest	0	7	0	7
Total	9	100	46	155

Source: BFC free entitlement funding data

The distribution of children accessing the free entitlement in group provisions is shown in figure 20.

Figure 20: Attending Children Distribution - Wildridings and Central



8.18. Winkfield and Cranbourne

8.18.1. Population

The total estimated population of children in Winkfield and Cranbourne in the Summer term 2021 aged 0-14 was 626, of which:

- 150 are aged under 5
- 53 are aged 3 and 4 and could be eligible for funded early years places
- 348 are aged 5 to 11
- 128 are aged 12 to 14

8.18.2. Available childcare

The uptake figures include funded places for 2-year-olds and universal and extended free entitlement places for 3 and 4-year-olds.

Table 62: Childcare by provider type

Type of provision	Number of providers	Estimated capacity	Uptake of funded places
Childminders*	0	0	0
Nursery classes in maintained schools	0	0	0
Nursery classes in academies	0	0	0
PVI providers	5	300	16
After school club	1	Insufficient data	n/a
Breakfast club	0	Insufficient data	n/a
Holiday club	0	Insufficient data	n/a

Sources: OFSTED, Bracknell Forest Local Directory, BFC Free entitlement funding data

* childminder capacity includes places for school age children

8.18.3. Early years free entitlement funding

A total of 141 children accessed the early years free entitlements in Winkfield and Cranbourne in the summer term 2022. Of these 36 (25%) were resident in Winkfield and Cranbourne, 90 (64%) were resident in other Bracknell Forest wards and 15 (11%) were resident outside of Bracknell Forest.

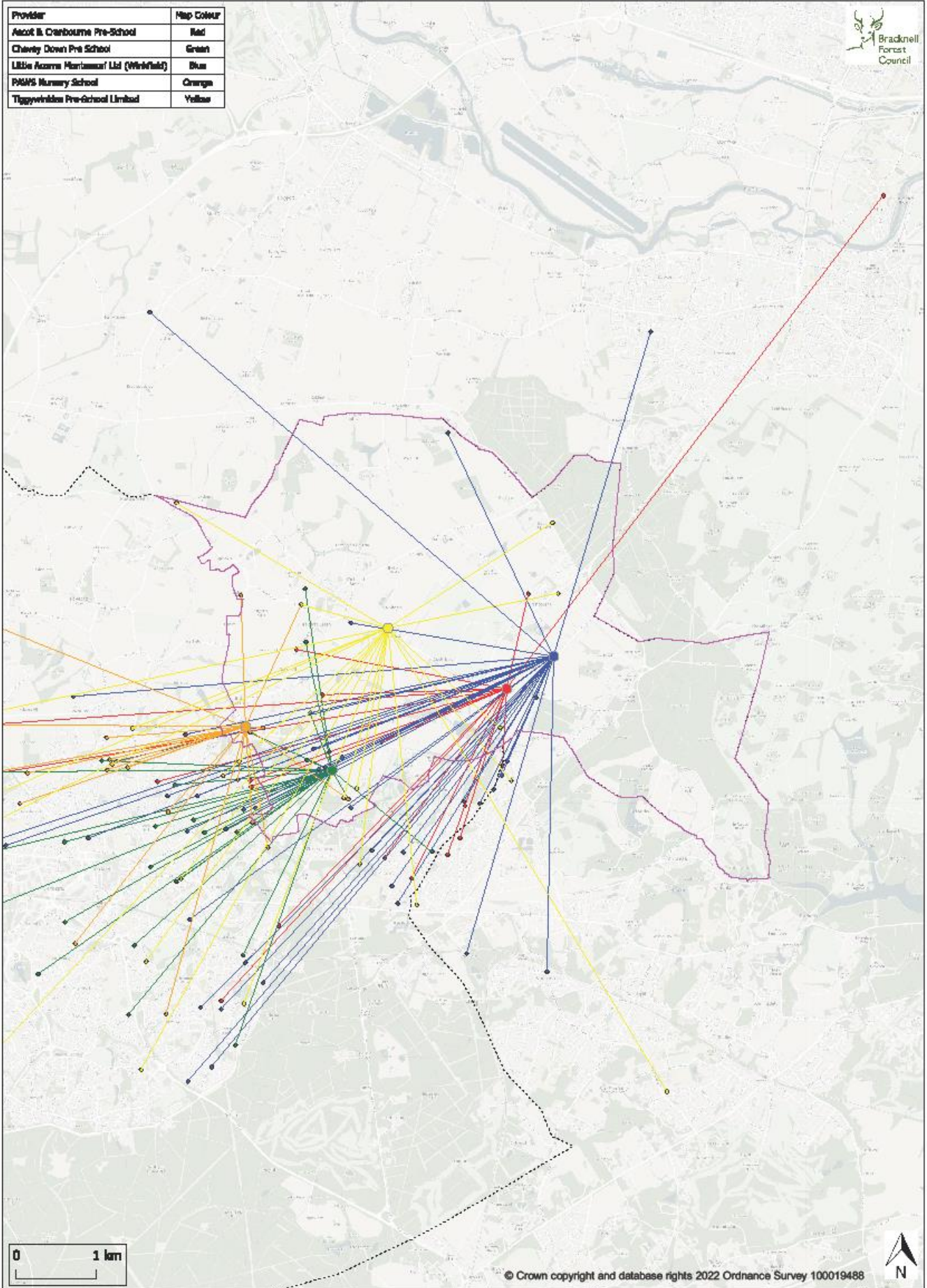
Table 63: Free entitlement uptake by resident ward

Ward	Age 2	Age 3	Age 4	Total
Winkfield and Cranbourne	2	18	16	36
Other Bracknell Forest wards	7	39	44	90
Outside Bracknell Forest	0	9	6	15
Total	9	66	66	141

Source: BFC free entitlement funding data

The distribution of children accessing the free entitlement in group provisions is shown in figure 21.

Figure 21: Attending Children Distribution - Winkfield and Cranbourne



9. Methodology

- Child Population – ONS - Population estimates for the UK, England and Wales, Scotland and Northern Ireland: mid-2020
- Children with an EHC plan: based on data held by Bracknell Forest Council
- Supply of childcare: based on data supplied by providers in the summer term 2022 via the Provider Self Update Portal, data provided by OFSTED and supplemented by local intelligence
- Data on take up of funded early education entitlements is based on the data held in the Bracknell Forest payment database for the summer term 2022
- Price of childcare: cost data per age group submitted by providers via the Provider Self Update Portal, the Family Services Directory, provider surveys and from provider websites
- Quality of childcare: data on childcare quality is provided by OFSTED
- Data from parents: Online survey using the Objective survey tool on the council website, June 2022. Survey advertised via the Council website, Family Information Service website, social media and via childcare providers