

Childcare Sufficiency Assessment 2024

1. Contents

2.	Overall assessment and summary.....	1
2.1.	About Childcare Sufficiency Assessments	1
2.2.	Overall Sufficiency in Bracknell Forest	1
2.3.	Our plans for childcare	4
3.	Demand for childcare	5
3.1.	Population of early years children	5
3.2.	Population of school age children.....	6
3.3.	Number of children with special educational needs and disabilities.....	7
3.4.	Characteristics of children in our area	8
3.4.1.	Deprivation.....	8
3.4.2.	Parents' working status	8
3.5.	Changes to the population of children in our area	8
3.6.	Future demand for early years funded entitlement places	9
4.	Supply of childcare	10
4.1.	Number of early years providers and places	10
4.2.	Number of school age providers and places	10
5.	Funded Early Education	11
5.1.	Introduction to funded early education	11
5.2.	Proportion of 2-year-old children entitled to funded early education	12
5.3.	Take up of funded early education	12
5.4.	Providers offering funded early education places	13
6.	Prices	13
6.1.	Prices of early years childcare	13
6.2.	Prices of school age childcare.....	14
7.	Quality of childcare in our area	14
7.1.	OFSTED inspection grades.....	14
8.	Parent Survey.....	15
9.	Methodology.....	17

2. Overall assessment and summary

2.1. About Childcare Sufficiency Assessments

Our Council is required by law to 'report annually to elected council members on how they are meeting their duty to secure sufficient childcare and make this report available and accessible to parents'. This Childcare Sufficiency Assessment (CSA) has been prepared to meet this duty.

The statutory guidance sets out the intended outcomes of this duty as 'parents are able to work because childcare places are available, accessible and affordable and are delivered flexibly in a range of high-quality settings' and that Local Authorities are required by legislation to 'Secure sufficient childcare, so far as reasonably practicable, for working parents, or parents who are studying or training for employment, for children aged 0-14 (or up to 18 for disabled children).'

This report assesses sufficiency using data about the need for childcare and the amount of childcare available, and feedback from local parents about how easy or difficult it has been for them to find suitable childcare.

Sufficiency is assessed for separate groups, rather than for all children in the local authority. The number of children in these groups fluctuates across the year, for example the numbers in funded early years provision being at their lowest in autumn after the school intake of 4-year-olds and increasing across spring to the highest numbers in summer.

Information about childcare sufficiency is used to plan our work supporting the local childcare economy.

2.2. Overall Sufficiency in Bracknell Forest

The assessment of childcare sufficiency as presented in this report uses data gathered in the summer term 2024, when the demand for childcare is at its highest.

During the Summer 2024 term, the number of 3- and 4-year-olds accessing early years entitlements in Bracknell Forest experienced a slight decline of 1% compared to Summer 2023, equating to a reduction of 15 children. Despite this decrease in the number of children accessing the entitlement, there was a notable rise in the total number of funded hours accessed by this age group, which increased by 14,389 hours, reflecting a 2.5% growth. This rise in funded hours was evenly distributed between universal and working parent entitlements, suggesting an increased utilisation of hours within both categories.

In Summer 2024, parents were able to access the new entitlement for 2-year-olds of working parents for the first time. During this initial term, a total of 625 children benefited from the scheme, collectively utilising 116,592 funded hours. Compared to the previous year, there was a notable uptake in the provision for

Targeted 2-year-olds, with 19 additional children accessing funded places—a rise that resulted in an increase of 3,295 hours claimed, representing an 11% growth from Summer 2023. However, there are emerging concerns regarding the future availability of places for Targeted 2's. With the planned expansion of entitlements to include children under 2 years of age from Autumn 2024, as well as the extension of the working parent entitlement (WP) for children under 3 to 30 funded hours starting in Autumn 2025, there is apprehension that the availability of places for Targeted 2-year-olds may be adversely affected. Providers may face challenges in balancing capacity across different age groups, potentially leading to a reduction in the number of places offered for this specific cohort.

Table 1: Numbers of early years children by age

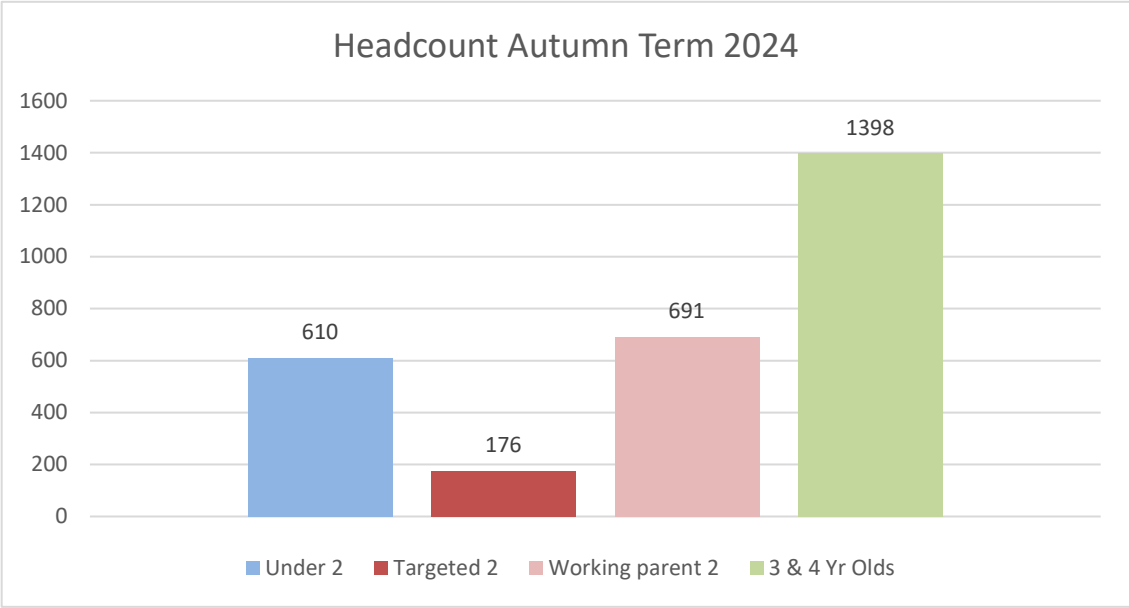
Term	Headcount			Funded hours		
	Targeted 2's	WP 2's	3 & 4 yr olds	Targeted 2's	WP 2's	3 & 4 yr olds
Summer 2021	162	n/a	2,081	27,874	n/a	553,444
Summer 2022	175	n/a	2,163	28,897	n/a	567,510
Summer 2023	173	n/a	2,094	30,827	n/a	564,999
Summer 2024	192	625	2,079	34,121	116,592	579,388

Source: Bracknell Forest Council funding data

Analysis of available data indicates that:

- For the financial year 2024/25 there were sufficient childcare places in Bracknell Forest in the following categories:
 - Targeted 2-year-old entitlement
 - Working parent entitlement for 2-year-olds
 - Universal entitlement for 3- and 4-year-olds
 - Working parent entitlement for 3- and 4-year-olds
 - Early years childcare outside the funded entitlements
- The early years entitlements expanded to encompass working parents with children aged 9 months to 3 years from September 2024. Although this period is not included in the period covered by this report, data on the take up of the entitlements for the autumn term is provided in figure 1 for information purposes.

Figure 1: Children accessing the early years entitlements autumn term 2024



Source: Bracknell Forest Council funding data

- From our data collection and assessment, we conclude that we have a shortfall of 542 childcare places within Bracknell Forest, for September 2025. This has been calculated based on collection of birth rates, planning information, against our supply of current childcare available. We are currently working with some providers across the borough to expand or set up new provisions to close this gap and ensure sufficient childcare.
- Our assessment of out-of-school childcare provisions indicates a robust offering for working parents, with comprehensive before and after school care available for school-aged children (Reception to Year 6) across Bracknell Forest. All maintained and academy primary schools provide before and after school care directly or via a local provider. Schools facing increased demand or waitlists have been offered the opportunity to expand their services through the government’s Wraparound Expansion Grant. We are currently collaborating with five local primary schools and one independent school to meet the needs of working families. According to our survey, 32% of parents require access to a breakfast club or before-school provision, and 38% need after-school care. Additionally, 58% of parents reported finding it either very easy, easy, or neutral to access before and after school care.
- Parental feedback from our recent survey highlights a strong demand for holiday care, with 92% of respondents requiring care during school holidays, especially during the summer. Only 7% of parents indicated they do not require holiday care. We are continuing to work with our out of school

providers to ensure that we have varying provisions available during the school holidays for families to access.

- Insufficient evidence is available to make a conclusive assessment regarding the adequacy of provision for children with special educational needs and disabilities (SEND). Nevertheless, responses from the Parental Survey have highlighted growing difficulties in accessing specialised services, particularly during school holidays. This trend seems to be correlated with the reduction in the number of childminders in the region.

2.3. Our plans for childcare

Bracknell Forest Council's priorities for planning childcare in 2025-26 are:

1. Close collaboration with existing and potential childcare providers to secure sufficient childcare for the extended entitlements. The final phase commences September 2025 with the roll out of 30 hours for under 3's working parent entitlement.
2. Provide ongoing support to schools exploring the establishment or expansion of school-based nursery provision, in line with the recent government initiative encouraging the use of spare spaces in schools for nurseries nationwide.
3. Continue the expansion of Early Years and Wraparound childcare to address sufficiency and demand across the local authority. We are also working closely with the local planning team, in relation to planning applications for new provisions.
4. Conduct further analysis of school-aged children requiring SEND provision for out-of-school care and wraparound services. Collaborate with the Parent Carer Forum and local families to better understand their needs. This information would be used to engage with schools and providers to assess demand and evaluate the sufficiency of care for school-aged children with SEND across the authority.
5. To comprehensively grasp the influence of shifts in family circumstances, the cost-of-living crisis, and the extension of early years funded entitlements on the childcare sector in Bracknell Forest, we will persist in our ongoing efforts to:
 - Assess alterations in the childcare supply landscape.
 - Analyse shifts in childcare demand patterns.
 - Pinpoint instances where the supply-demand equilibrium is not met and collaborate with providers to bridge these gaps.
 - Assist providers in recognising and comprehending opportunities within the childcare market and effectively promoting the childcare services they provide.
 - Ongoing assessment of our sufficiency of care per term with provider engagement, parental feedback and birth rate data.

- 6. Our ongoing efforts involve collaborating with childcare providers to sustain their operations while facilitating their comprehension and adjustment to the evolving childcare market dynamics. Additionally, we are committed to extending business support to providers who require assistance in navigating these changes.
- 7. Actively promoting the Bracknell Forest Local Directory, which holds information on all childcare within Bracknell Forest.
- 8. Early Years Forum:
 - We will maintain our collaborative efforts with the forum to enhance sufficiency and sustainability initiatives.
 - Actively promote and encourage broader participation in the forum to ensure a more diverse representation of providers.

3. Demand for childcare

3.1. Population of early years children

In total, there are 7,052 children under the age of five living in our local authority. These children may require early years childcare. In the summer term 2024 the Council has a statutory duty to provide funded early years provision for:

- all 3-and 4-year-olds, equivalent to approximately 2,902 children (although some 4-year-olds will have started reception)
- children of working families aged 2, estimated at around 1,191 children
- the most deprived of 2-year-olds, currently estimated at around 219 children.

From September 2024 the Council’s statutory duty to provide funded provision expanded to include working parents with children aged 9 months to 2 years. This is estimated to result in additional demand for 3,660 places required within the borough at any given time, based on birth rates and housing data, assuming all children remain in the area, and consistent growth.

Table 2 shows early years children by age group in Bracknell Forest, while Figure 1 shows the distribution of early years children by Ward.

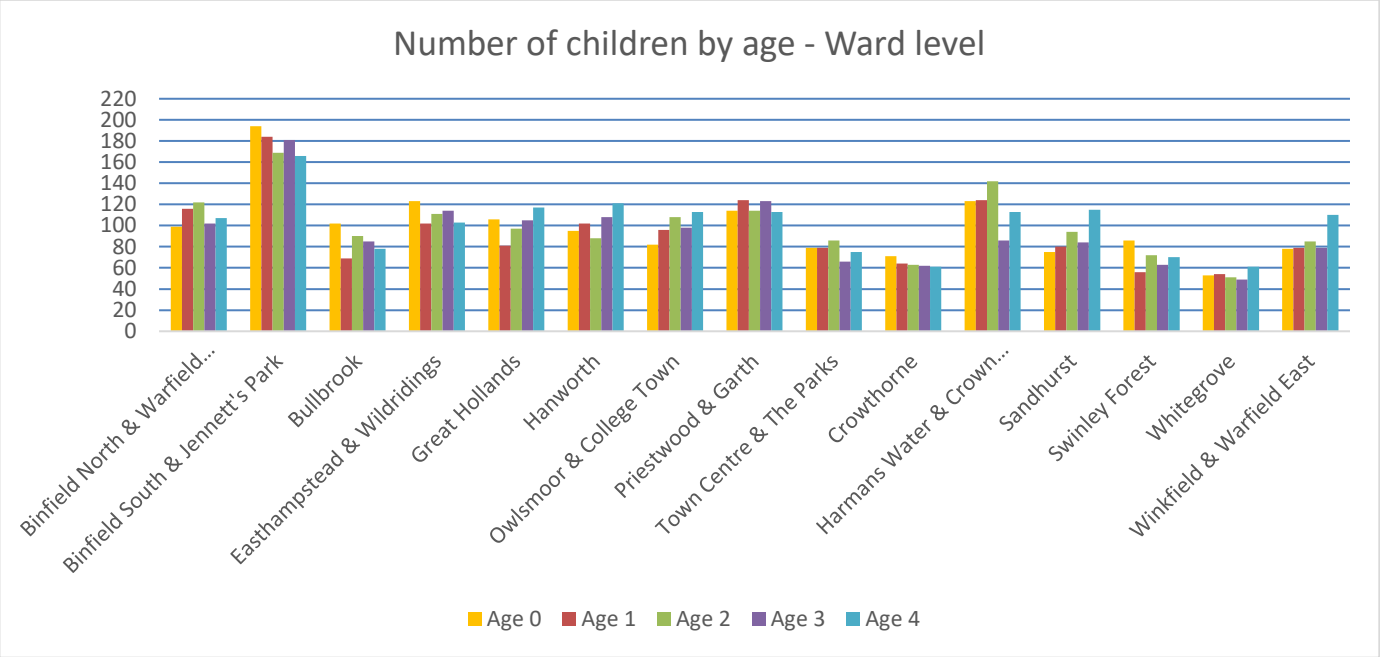
Table 2: Numbers of early years children by age

Age	Number of children
Age 0	1,334

Age 1	1,336
Age 2	1,480
Age 3	1,410
Age 4*	1,492

Sources: ONS - Mid-2022 Population Estimates and Live birth rate data from Bracknell Forest Registrar, Royal Berkshire Hospital and Frimley Park Hospital * Some four-year-olds will have started reception

Figure 2: Numbers of early years children by age in each Ward



Sources: ONS - Mid-2022 Population Estimates for 2023 Wards * Some four-year-olds will have started reception

3.2. Population of school age children

In the summer term 2024 there are an estimated 10,588 children aged 5-11, and 4,910 children aged 12-14 living in our local authority. These children may require childcare before and after school, and/or during the school holidays.

Table 3: Numbers of school age children by age

Age	Number of children
Age 5	1,405
Age 6	1,523
Age 7	1,437
Age 8	1,521
Age 9	1,555
Age 10	1,521

Age 11	1,626
Age 12	1,681
Age 13	1,591
Age 14	1,638

Source: ONS - Mid-2022 Population Estimates

Detailed information about the school age population in Bracknell Forest can be found in the School Places Plan which is available on the Bracknell Forest website [Schools and learning strategies and policies | Bracknell Forest Council \(bracknell-forest.gov.uk\)](#)

3.3. Number of children with special educational needs and disabilities

Children with special educational needs and disabilities (SEND) are entitled to support with childcare up to the age of 18 (age 14 for children who do not have SEND). The number of children with an Education, Health and Care plan (EHCP) in our local authority is:

Table 4: Children with an EHCP by age

Age	Number of children	Change from 2023
Aged 0 - 4	36	+20 (+125.0%)
Primary school (reception to Yr 6)	566	+113 (+24.9%)
Secondary school (Yr7 to 13)	692	+86 (+14.2%)

Source: BFC Internal data as of 31 August 2024

Children’s needs change over time and are identified at different ages. Among the youngest children, SEND may only be identified when they start in childcare or school. All Early Years providers must have regard to the Early Years Statutory Framework (2021) and the Special Educational Needs Code of Practice (2015). Providers must have arrangements in place to support children with SEND.

Local authorities are required to have a Special Educational Needs Inclusion Fund (SENIF) for children with Special Educational Needs (SEN) who are taking up the funded entitlements, regardless of the number of hours taken. In Bracknell Forest we also provide SENIF for funded 2-year-olds. These funds are intended to support local authorities to work with providers to address the needs of individual children with SEN. Providers can apply for SENIF funding. During 2023/2024, 81 children accessed SENIF.

Some children have SEND but do not have an EHCP. In the summer term 2024 there were 194 children aged 0-4 years known to the Child Development Centre (CDC), all of whom have additional needs which vary significantly from mild additional needs to severe, complex, and lifelong needs. It is therefore possible that the number of children with SEND aged 0-4 is an underestimate.

3.4. Characteristics of children in our area

There are two characteristics of children in our area which must be considered when assessing childcare sufficiency - deprivation and parents' working status.

3.4.1. Deprivation

The provisional ONS data for the financial year ending 2023 indicates 2,341 children under 16 years old in Bracknell Forest, equivalent to 9.4% of the total population, reside in low-income families. Growing up in such households can restrict a child's access to childcare, encompassing both direct expenses and indirect costs like transportation. Children meeting financial criteria indicative of deprivation are eligible for additional funding aimed at improving their childcare access. This funding encompasses targeted two-year-old funding, Early Years Pupil Premium (for all funded entitlement children who are not in school), and Pupil Premium (for children in school). Table 5 details the number of children qualifying for this funding in our local authority during the summer term of 2024.

Table 5: Children eligible for additional funding through financial criteria

Funding type	Number of children
Targeted 2-year-old Funding	192
Early Years Pupil Premium	259
Pupil Premium	2400

Source: BFC school census Summer 2024 and Early Years funding data summer term 2024

3.4.2. Parents' working status

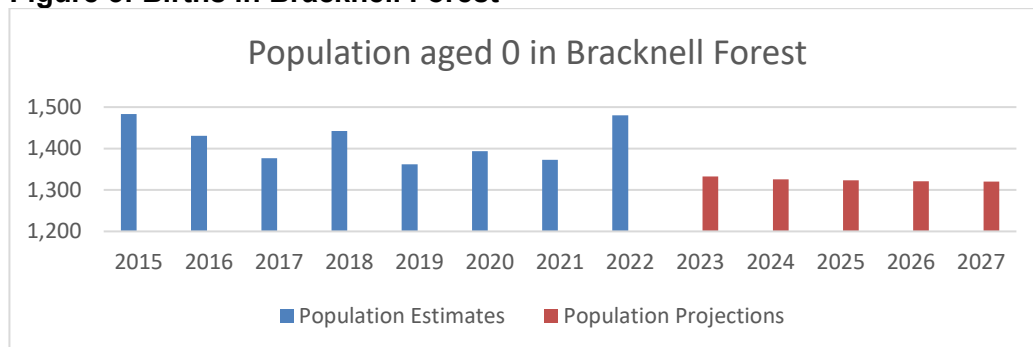
Early years funding encompasses the Working Parent entitlement, which in the summer term 2024 applies to children aged 2, 3, and 4. Eligibility for this entitlement requires that both parents in a two-parent household, or the sole parent in a single-parent household, be employed. According to data from the National Online Manpower Information System (NOMIS), 80.5% of Bracknell Forest residents aged 16 to 64 were economically active during the 2023/24 financial year. Based on this level of economic activity, it is estimated that up to 3,528 children in Bracknell Forest, aged 2, 3, and 4, could qualify for the 30-hour extended entitlement. During the Summer 2024 term, 1,785 children, or approximately 41% of those potentially eligible, claimed the working parent entitlement. After excluding 4-year-olds enrolled in reception classes—who are not eligible for early years funding—the uptake of the Working Parent entitlement remains notably below the estimated number of eligible children

3.5. Changes to the population of children in our area

In line with the School Places Plan the Childcare Sufficiency Assessment uses data from the Office of National Statistics population estimates and projections. Figure 3 shows the annual estimated number of

children aged 0 in Bracknell Forest in blue. The projected number of children aged 0 for future years are shown in orange.

Figure 3: Births in Bracknell Forest



Sources: ONS Mid-Year Population Estimates 2015 to 2022 & ONS population projections 2018 to 2043

3.6. Future demand for early years funded entitlement places

Using the data from the Office for National Statistics population projection 2018 to 2043 and historic data on the percentage of the children aged 3 and 4 who access the funded entitlements, it is possible to forecast future demand for funded places for 3- and 4-year-olds.

Table 6: Children accessing the funded entitlements

	2020	2021	2022	2023	2024	Average
Children aged 3 & 4 accessing funded entitlements	2,732	2,633	2,658	2,713	2,669	
% Children aged 3 & 4 accessing funded entitlements	91%	88%	91%	96%	99%	93%

Source: DfE Local Authority Interactive Tool & Early Years funding data summer 2022

Table 7: Population projection – children aged 3 and 4

	2025	2026	2027	2028	2029	2030
3-year-olds	1,369	1,366	1,359	1,356	1,354	1,352
4-year-olds	1,385	1,372	1,370	1,362	1,359	1,357
Total 3- & 4-year-olds	2,754	2,738	2,729	2,718	2,713	2,709

Source: ONS population projections 2018 to 2043

In 2030 the population of 3 and 4-year-olds in Bracknell Forest is projected to be 2,709. When combined with the current average rate of uptake for the funded entitlements for 3 and 4-year-old of 93%, the forecast demand for 3-and 4-year-old funded entitlement places in 2029 is projected to be 2,514.

4. Supply of childcare

Data on available childcare capacity in Bracknell Forest for the summer term 2024 was collected from early years providers via an online survey, emailed questionnaire, and telephone calls.

4.1. Number of early years providers and places

In the summer term 2024 there were 196 early years childcare providers in our local authority, offering an estimated 6,373 childcare places.

Table 8: Early years providers and places by type of provision

<i>Type of provision</i>	<i>Number of providers</i>	<i>Number of places</i>
Childminders*	135	1004
Nursery classes in schools	17	1,544
PVI providers	44	3,825

Source: Provider survey 2024, BFC data and OFSTED registration data

**Number of childminder places is an estimate based on available data; some places are also available for older children.*

A place is defined as 15 hours of childcare a 38 weeks per year and is based on the maximum number of funded hours a week a child aged 3 or 4 can access via the universal entitlement. However, places are available for children aged 0 to 4. The data in table 8 reflects places for targeted 2-year-olds, and 3- and 4-year-olds only. Following the expansion of entitlements in the autumn term further work will be undertaken to understand our early years capacity.

In practice many places will be used for childcare outside of the funded entitlements and a child could access more than one place a week. For example, a child attending for 30 hours a week as part of the extended entitlement will take up 2 places and a child attending all week at a full day care setting will take up 3 to 4 places. In addition, a setting's capacity will change depending on the age of the children taking up places and how this affects staff ratios. The capacity data presented above is therefore an estimate only.

4.2. Number of school age providers and places

In total, there are 47 providers of childcare for school age children during term time, and 38 providers of childcare for school age children during the holidays. There are also 124 childminders who may provide care for school age children.

Table 9: School Age provision and places

<i>Type of provision</i>	<i>Number of provisions</i>	<i>Number of places</i>
Breakfast club	29	860

After-school club	33	1,085
Childminders*	124	1,294
Holiday club	38	<i>Insufficient data</i>

Source: BFC data and OFSTED registration data

*Number of childminder places is an estimate based on available data; many of these places are also available for younger children.

Not all provision of childcare for school age children is registered with OFSTED and may not be listed on the Family Services Directory. Parents may also use provision which is not considered 'childcare' - for example sports or arts clubs after school or in the holidays. Table 9 may therefore under report the total available school age provision.

OFSTED registration requirements for school age children does not include a maximum number of available places and providers will often vary their offer based on demand. These factors make collating available places for school age children challenging.

5. Funded Early Education

5.1. Introduction to funded early education

The government provides early years funding to support parents with the cost of early years education and childcare. This funding is separated into three distinct entitlements based on eligibility criteria:

- **Universal entitlement** - All children aged 3 to 4 years are entitled to 570 hours of childcare per year, equivalent to 15 hours a week over 38 weeks, from the term after the child's 3rd birthday until the term after their 5th birthday or they start reception class in school.
- **Working parent entitlement** - From April 2024 children aged 2 to 4 years (expanding to children aged 9 months to 4 years from September 2024) where both parents are working, or from lone parent families where that parent is working, could be entitled¹ to an additional 570 hours of funded childcare per year, equivalent to 15 hours a week over 38 weeks, from the term after the child's 2nd birthday until the term after their 5th birthday or they start reception class in school.
- **Targeted 2-year-old entitlement** - Children aged 2 whose families receive certain benefits (including low-income families in receipt of in-work benefits), or those who meet additional non-economic criteria², are entitled to 570 hours of funded childcare a year, equivalent to 15 hours per

¹ Eligibility criteria available on the government website <https://www.childcarechoices.gov.uk/>

² Eligibility criteria available on the government website <https://www.gov.uk/help-with-childcare-costs/free-childcare-2-year-olds-claim-benefits>

week over 38 weeks. Nationally, about 40% of 2-year-olds are entitled to this offer, but the proportion varies by area.

Parents do not have to use all the hours of their funded entitlement and may choose to split them between more than one provider. With the agreement of their provider, parents may also stretch the entitlement across the year – for example, rather than taking 15 hours for 38 weeks a year they could take just under 12 hours for 48 weeks a year.

5.2. Proportion of 2-year-old children entitled to funded early education

In Bracknell Forest, based on data provided by the Department for Work and Pensions for the summer term 2024, 11% of 2-year-olds or 219 children could be entitled to funded early education for economic reasons.

5.3. Take up of funded early education

The take up of early years places are measured in the summer term of each year, when the number of places being accessed is at its highest, using data submitted by providers as part of the funded entitlement funding process. Table 10 sets out the number of children (headcount) taking up their funded place for at least part of the available hours in our local authority in summer 2024 and the proportion of the eligible population this represents. Four-year olds who have started reception class are not included in these figures.

Table 10: Take up of funded early education by age

Age	Children	% of eligible children
Age 2 (Targeted)	193	88%
Age 2 (Working Parent)	615	48%
Age 3	1251	89%
Age 4	828	55%

Source: BFC Internal data, DWP eligibility data and ONS – Mid-Year population Estimates, UK, June 2022

In summer 2024 a total of 167 children resident in neighbouring authorities accessed their funded early education in Bracknell Forest. Table 11 provides a breakdown of these children.

Table 11: Children resident outside BF attending BFC Early Years (EY) provision

Local Authority	Children
Buckinghamshire	1
Hampshire	107
Reading	1
Sandwell	1
Slough	2

Surrey	13
West Berkshire	3
Windsor & Maidenhead	13
Wokingham	26
Total	167

Source: BFC Funded entitlement funding data summer 2024

Some children resident in Bracknell Forest claim early years entitlement funding in neighbouring authorities. For the summer 2024 the council has data showing 169 Bracknell Forest children attended funded provision Windsor & Maidenhead and 357 attended funded provision in Surrey. At the time of writing, the council was still awaiting data from Wokingham and Hampshire.

5.4. Providers offering funded early education places

Providers are paid by government for delivering funded early education places (via the Local Authority). They are not required to offer them to parents, but of course parents may choose to use a different provider if they do not. Some providers offer a restricted number of funded places. The table below sets out the number of providers offering funded places in the summer term 2024 and the numbers offering each type of funded place.

Table 12: Providers offering funded early years places

Type of provision	Number of providers	Targeted 2-year-olds	Universal 15 hours	Working Parent
Childminders	94	94	94	94
Nursery classes in schools	17	0	17	17
PVI providers	44	44	44	44

Source: BFC funding data

6. Prices

6.1. Prices of early years childcare

For early years childcare outside the funded entitlements, we report on average prices per hour, reported to us by settings, provided on the Bracknell Forest Local Directory and advertised on providers websites.³ There may be variations to prices based on the number of hours a family uses, with reductions for longer hours, or discounts for sibling groups. There may be additional payments for additional services, e.g., lunch and other meals which are not included in these prices.

³ Details of how we collect this data is provided in section 10: Methodology

Table 13: Average childcare prices – early years

<i>Price per hour</i>	<i>Private, voluntary and independent nurseries</i>	<i>Nursery classes in schools</i>	<i>Childminders</i>
9 months to 2 years old	£7.00	n/a	£6.13
2-year-olds	£8.00	n/a	£6.06
3- and 4-year-olds	£7.16	£5.43	£6.07

Source: cost data supplied by EY providers – autumn term 2024

6.2. Prices of school age childcare

The average costs per hour for before and after school clubs and holiday childcare have been calculated using data available on provider websites. Insufficient data was available for the cost of school age childcare provided by childminders.

Table14: Average childcare prices – school age

<i>Setting and price unit</i>	<i>Price</i>
Breakfast clubs	£5.35
After-school clubs	£4.71
School age childminder per hour	£6.10
Holiday club per hour	£4.07

Source: cost data as per provider websites – summer term 2024

7. Quality of childcare in our area

7.1. OFSTED inspection grades

Childcare providers offering the funded entitlements must be registered with and be inspected by the appropriate regulatory body, OFSTED or the Independent Schools Inspectorate.

OFSTED graded outcomes are: Outstanding, Good, Requires Improvement and Inadequate.⁴ The Independent Schools Inspectorate graded outcomes are: Excellent, Good, Sound or Unsatisfactory.

Schools with nursery classes have an overall inspection grade for the school and most also have a separate early year's grade.

⁴ For more information see <https://www.gov.uk/government/collections/ofsted-inspection-of-early-years-providers>

Childminders who do not have early years children when they were inspected will receive a grade of Met or Not Met.

As detailed in table 17 below, as of the 31st August 2024, 146 of 148 early years registered providers in Bracknell Forest with an early years OFSTED rating, equivalent to 99%, had achieved a good or outstanding OFSTED rating in their last inspection. Some providers do not have a grade as they are new and awaiting their first full inspection, not Early Years active or a childminder who is part of an agency, these providers are calculated above, currently 5 childminders are registered with an agency. Nationally as of 31st August 2024, the proportion of providers judged good or outstanding at their most recent inspection was 98%.⁵

Table 15: OFSTED inspection grades by type of provision

<i>Type of provision</i>	<i>Total number of providers</i>	<i>Total achieving good or outstanding</i>	<i>Childminders with a grade of Met</i>	<i>Providers with no grade</i>
Childminders	135	87	28	20
Nursery classes in maintained	11	11	n/a	0
Nursery classes in academies	6	6	n/a	0
PVI providers	44	42	n/a	1

Source: OFSTED

* early years grade if available, otherwise overall school grade

8. Parent Survey

A survey was undertaken in May 2024 to gather parents' and carers' experience and needs in relation to childcare. The survey was aimed at parents currently accessing or looking to access childcare in Bracknell Forest. A total of 376 responses were received from parents, representing a total of 758 children aged 0 to 11. A summary of relevant points and parents' comments are provided below. Specific comments from parents have been withheld.

- Parental demand for multi aged care in one location, enabling parents to drop off more than one child of differing ages at the same site for childcare.

⁵ For more information see <https://www.gov.uk/government/statistical-data-sets/childcare-providers-and-inspections-management-information>

- Need for increased hours of care, 76% of families do not require the term time only childcare delivery model. Parents are looking for full day care 48 weeks of the week.
- Overall parents found it was easy or very easy to source childcare within Bracknell Forest.
- 43% of parents require out of school care (school holidays), for all school holidays, autumn half term, Christmas holidays, spring half term, easter holidays, summer half term and the summer holidays.
- 49% of families require childcare for children under the age of 5 (pre-primary school age).
- 207 respondents require some form of out of school care (breakfast and or after school club) for a primary aged child/children (5-11 years old)
- 19% of parents confirmed they have a child with SEND, 11 families with a child aged 0-4/5 years (Early Years) and 53 families with 1 child with SEND aged 5-11 years.
- 22% of families with a child/children with SEND indicated it was very easy to source childcare.

Current childcare

Parents and carers were asked what childcare they currently used for their children. Where the response was 'Other' respondents were asked to provide additional details. Multiple responses were possible, and percentages indicate the frequency of that response.

Table 16: Childcare used – children below school age

<i>Type of childcare</i>	<i>Responses</i>	<i>Percentage</i>
Nursery class in school	69	14%
Nursery/Pre-school	154	31%
Childminder	91	19%
Other	7	1%
None	48	10%
No response	123	25%

Table 17: Childcare used - school age children

<i>Type of childcare</i>	<i>Responses</i>	<i>Percentage</i>
Breakfast Club	188	30%
After School Club/Activities	238	39%
Childminder	50	8%
None	78	13%
Other	26	4%
No response	37	6%

Location

When asked if childcare was available in their preferred location 107 (32%) said 'No'. These respondents were asked to indicate where their preferred location was. The areas receiving the highest number of responses were Warfield, Sandhurst and Binfield.

Holiday provision

A total 92% of all respondents indicated they needed childcare during some of the school holidays.

Difficulties finding childcare

Respondents who were able to access the childcare they required were asked how difficult it had been to find childcare that suited their needs. Of respondents looking for early years provision 101 (36%) indicated finding provision had been difficult or very difficult. Of the respondents looking for early years provision 116 (42%) indicated that finding a provision had been very easy or easy. (None of the respondents who were able to find provision for school age children indicated they had experienced difficulty in finding provision.)

9. Methodology

- Population data – ONS - Mid-2022 Population Estimates for 2023 Wards, ONS Mid-Year Population Estimates 2015 to 2022 & ONS population projections 2018 to 2043
- Children with an EHC plan: Bracknell Forest Council Internal data as of 31 August 2024
- Supply of childcare: based on data supplied by providers in the summer term 2024 via the Provider Self Update Portal, data provided by OFSTED and supplemented by local intelligence
- Data on take up of funded early education entitlements is based on the data held in the Bracknell Forest payment database for the summer term 2024
- Quality of provision - OFSTED
- Price of childcare: cost data per age group submitted by providers via the Provider Self Update Portal, the Family Services Directory, provider surveys and from provider websites
- Quality of childcare: data on childcare quality is provided by OFSTED
- Data from parents: Online survey using the Objective survey tool on the council website, July 2023. Survey advertised via the Council website, Family Information Service website, social media and via childcare providers
- Household working status - National Online Manpower Information System
- Financial eligibility for additional funding – DWP Data
- Birth rate data provided by local hospital trusts and or registrar.