

- Notes
- All dimensions in millimetres.
 - All signs to comply with the Traffic Signs Regulations and General Directions 2002, BS 8442 & BS EN 12899-1 unless otherwise specified.
 - Sign positions to comply with the requirements of the Director.
 - Posts shall not protrude above the top of the sign.
 - Clearance to the edge of signs must be increased where there is a severe camber or crossfall or sign is in a central reservation.
 - Signs erected on a single post shall be positioned so that the post is in the centre of the sign unless otherwise stated.
 - Mounting heights of all signs to be to the approval of the Director.
 - Signs with a total area greater than 0.3m² shall not be fitted to lamp columns except with the approval of the Director.
 - Post height must allow for sloping ground.
 - Posts shall be tubular hollow steel unless otherwise instructed and comply with BS 873.
 - Posts shall be protected from corrosion by hot dip galvanising and shall comply with BS EN ISO 1461
 - Open ended poles must be provided with sealed caps.
 - Foundation depth D and width W to be approved by Director.
 - Overdig to be backfilled with Type 1 sub-base material in paved areas.
 - Min. 150 deep topsoil required over foundations in verges.
 - All signs must be identified by a unique number and in a manner which will be approved by the Director.

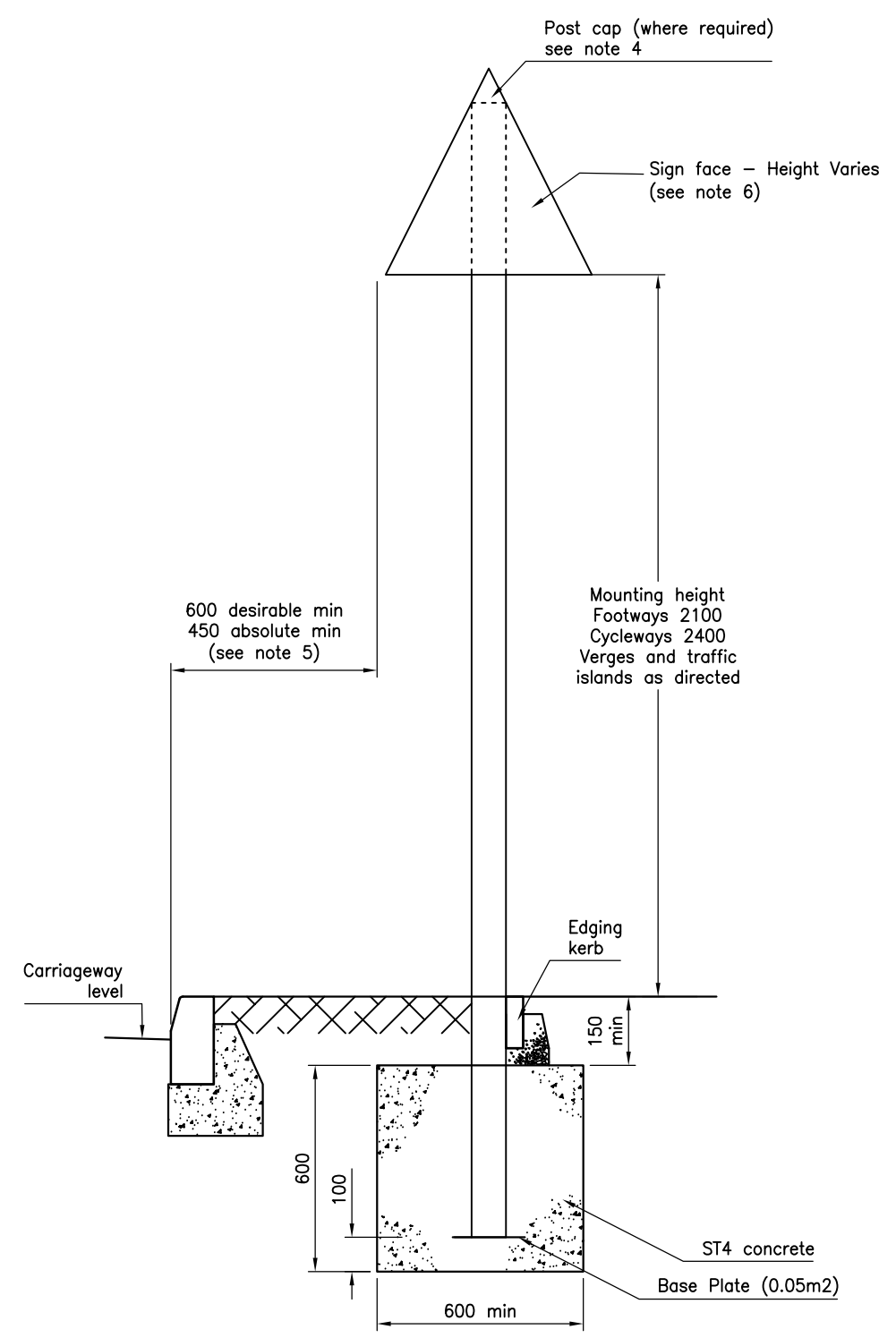
Do not scale this drawing

Rev	Date	Checked

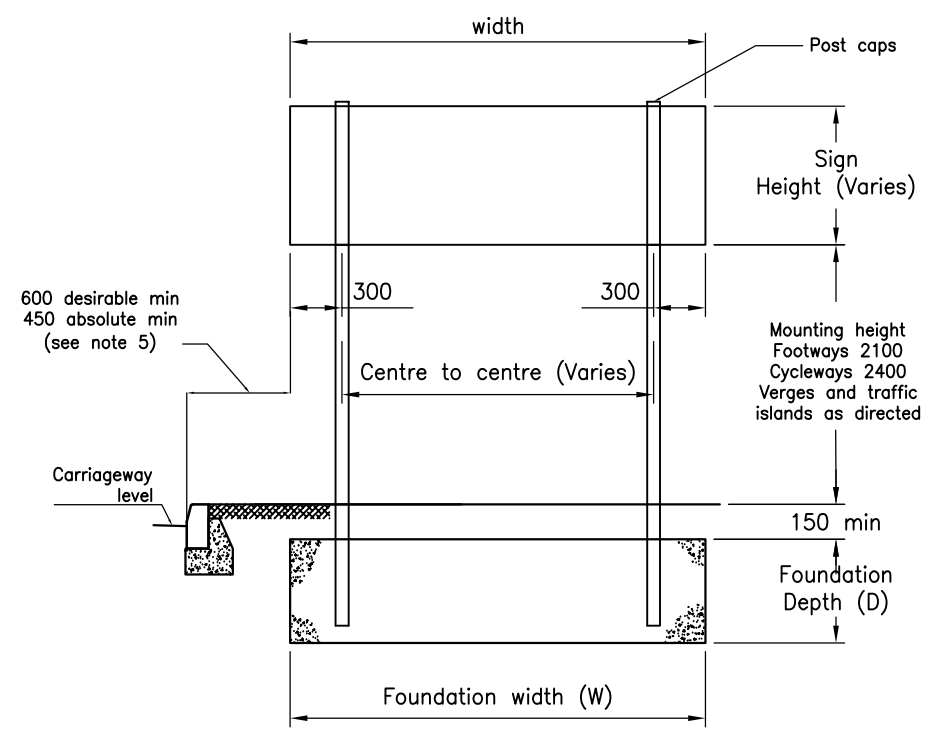
Drawing No.
SD/1200/01

Scale NOT TO SCALE Date MAR 11

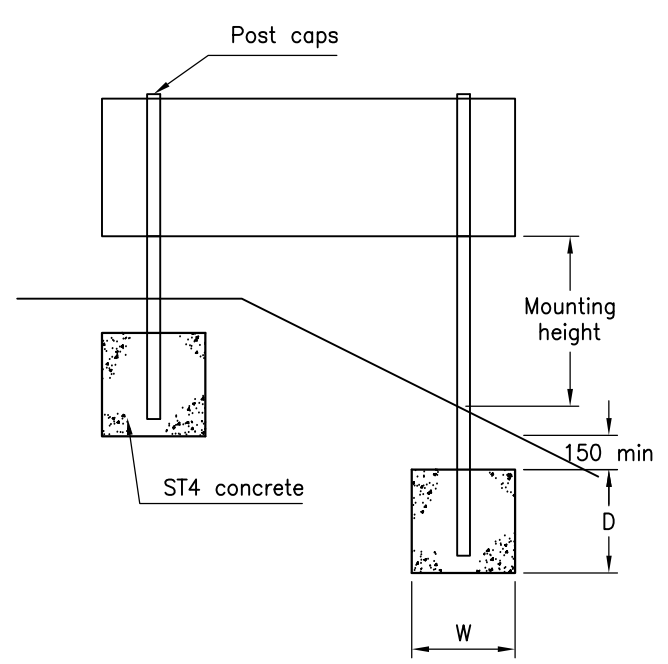
Department of Environment,
Culture & Communities



SINGLE POST DETAIL



TWIN POST DETAIL



TYPICAL FOUNDATION DETAIL
ON EMBANKMENT

Project
STANDARD DRAWING

Title
NON-ILLUMINATED TRAFFIC SIGNS

