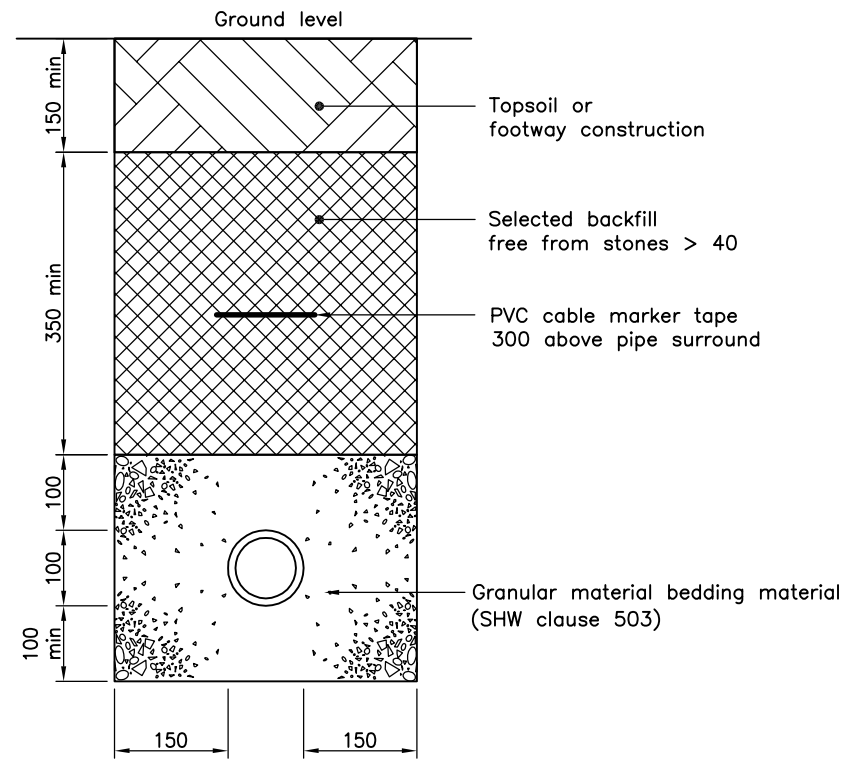
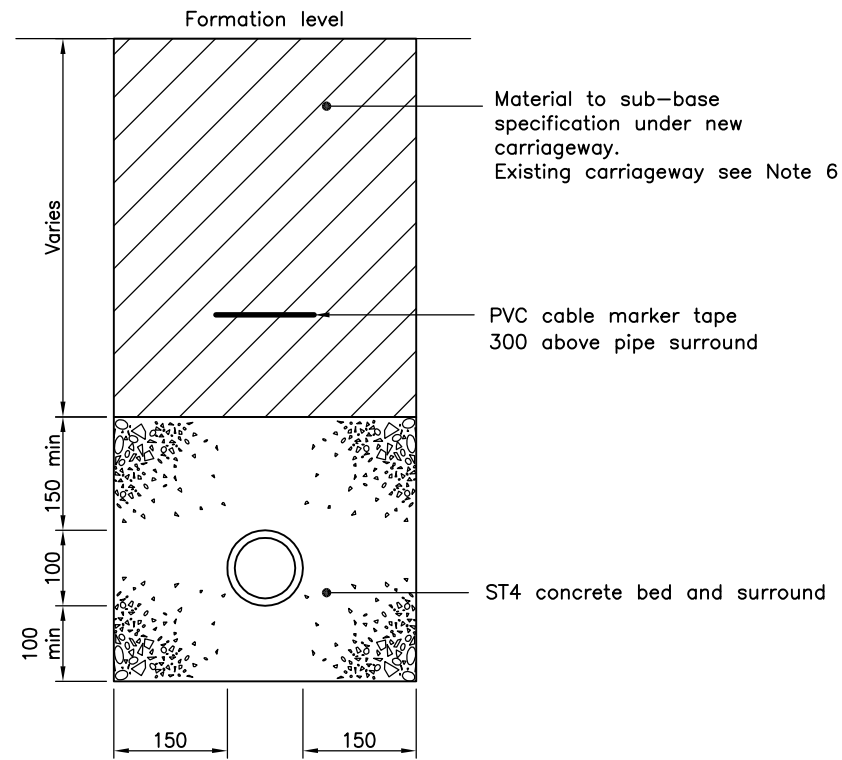


Drawing Number
SD/500/3A

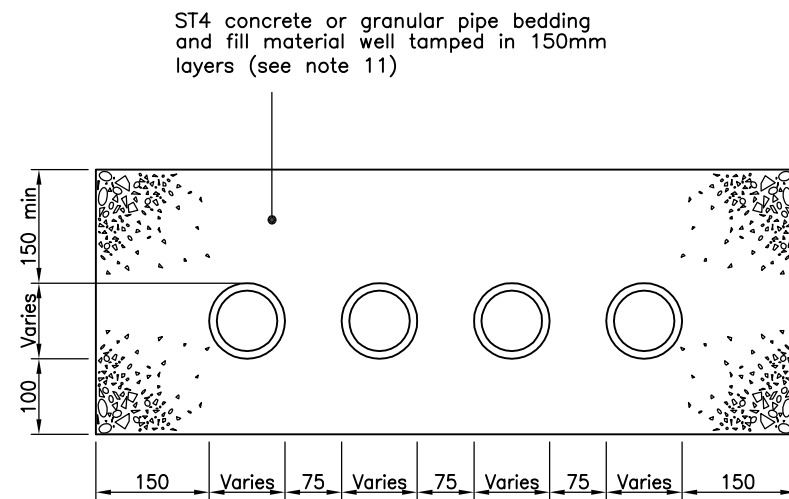
- Notes
- All dimensions are in millimetres.
 - Pipes shall be :
PVCU ducts to BS 4660/BS EN 1401 and a British Board of Agreement Certification in accordance with Electricity Board Council ESI 12-24 SDR 41 min.
 - The position of duct routes and the number of ducts in each trench must be shown on the 'As Built' drawings.
 - Ducts under embankments shall extend 1000 beyond the toe of embankment.
 - Internal diameter of all service ducts shall be 100 unless otherwise stated.
 - Existing carriageway shall be reinstated in accordance with HAUC Specification for Reinstatement of Openings in Highways.
 - Section 38 estate roads and footways shall be reinstated with lapped joints and materials to match existing.
 - Orange ducts to be used for street lighting and traffic signal cables.
 - PVC cable marker tape to be used with street lighting and traffic signal cable ducts.
 - Concrete protection required to ducts under carriageway and where depth of cover is less than 600.
 - Concrete protection required to ducts in verge or footway where depth of cover is less than 600.
 - Flexible joints must be provided in reinforced concrete surround.



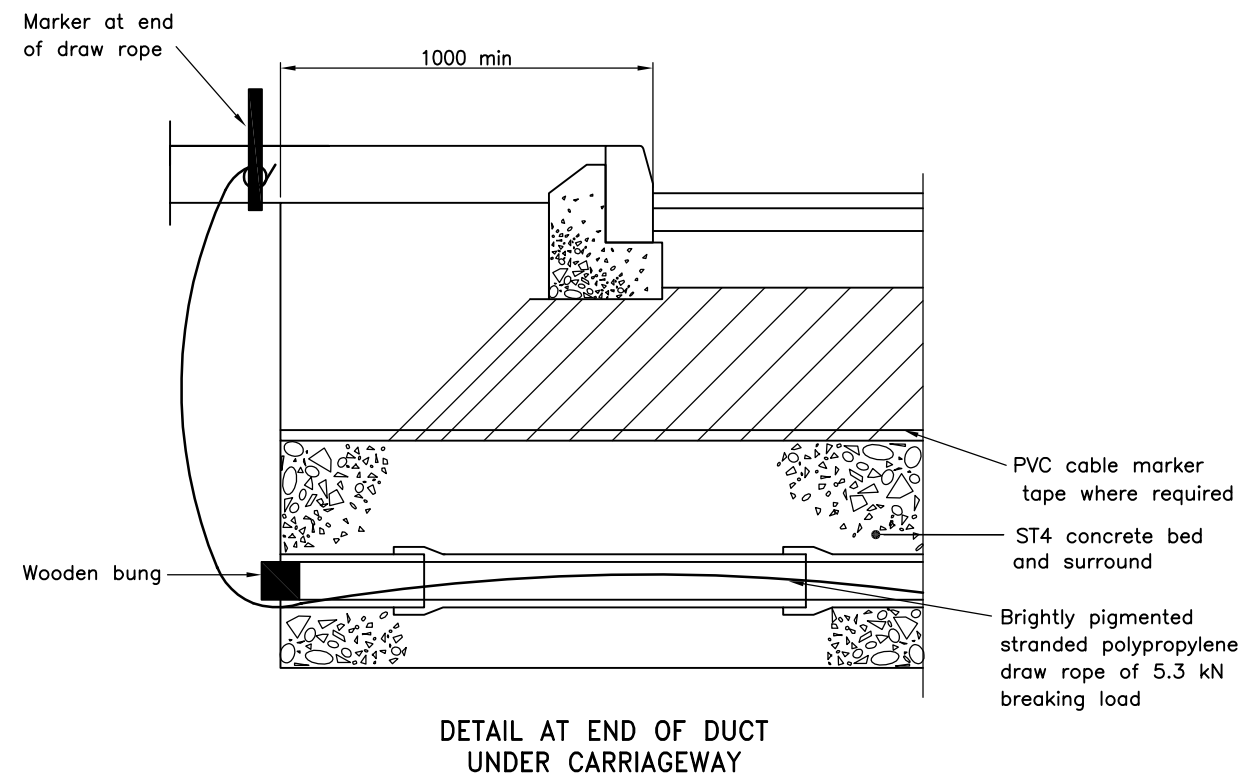
VERGE or FOOTWAY
More than 600 cover



CARRIAGEWAY
(and verge or footway where
depth of cover less than 600)



TYPICAL LAYOUT FOR 2 OR MORE DUCTS



**DETAIL AT END OF DUCT
UNDER CARRIAGEWAY**

Do not scale this drawing

Rev	Date	Various BS & EN amendments	KPT	Checked
A	Mar 11			



Project
STANDARD DRAWINGS

Title
SERVICE DUCTS

Drawing No.
SD/500/3A

Scale NOT TO SCALE Date **May 04**

Department of Environment,
Culture & Communities