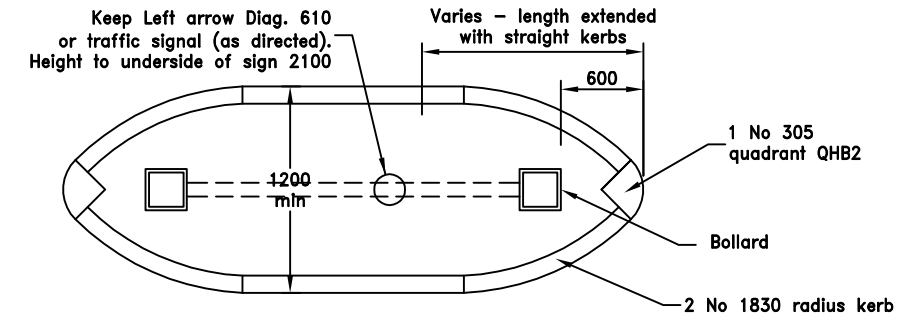
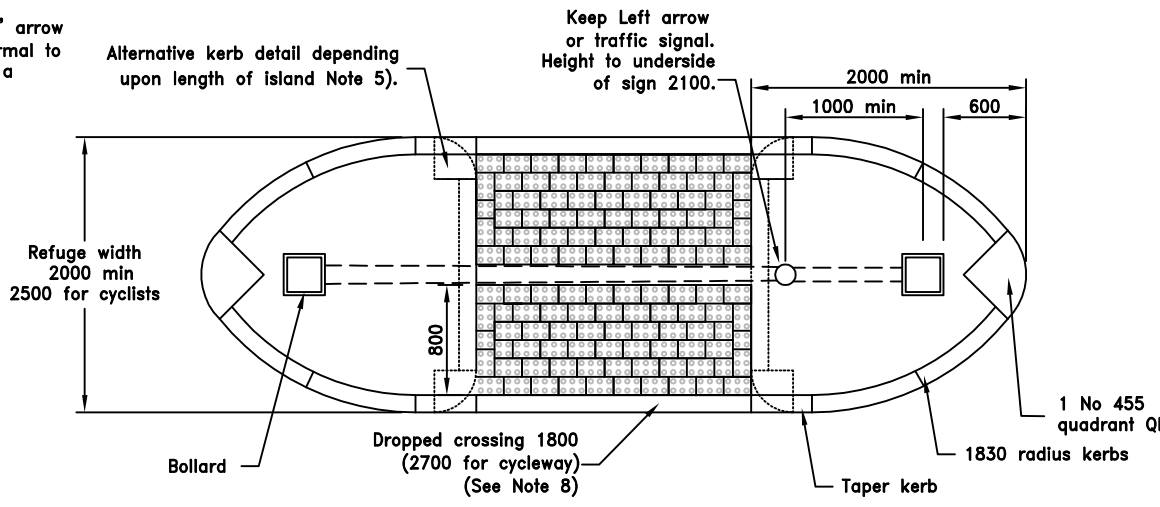


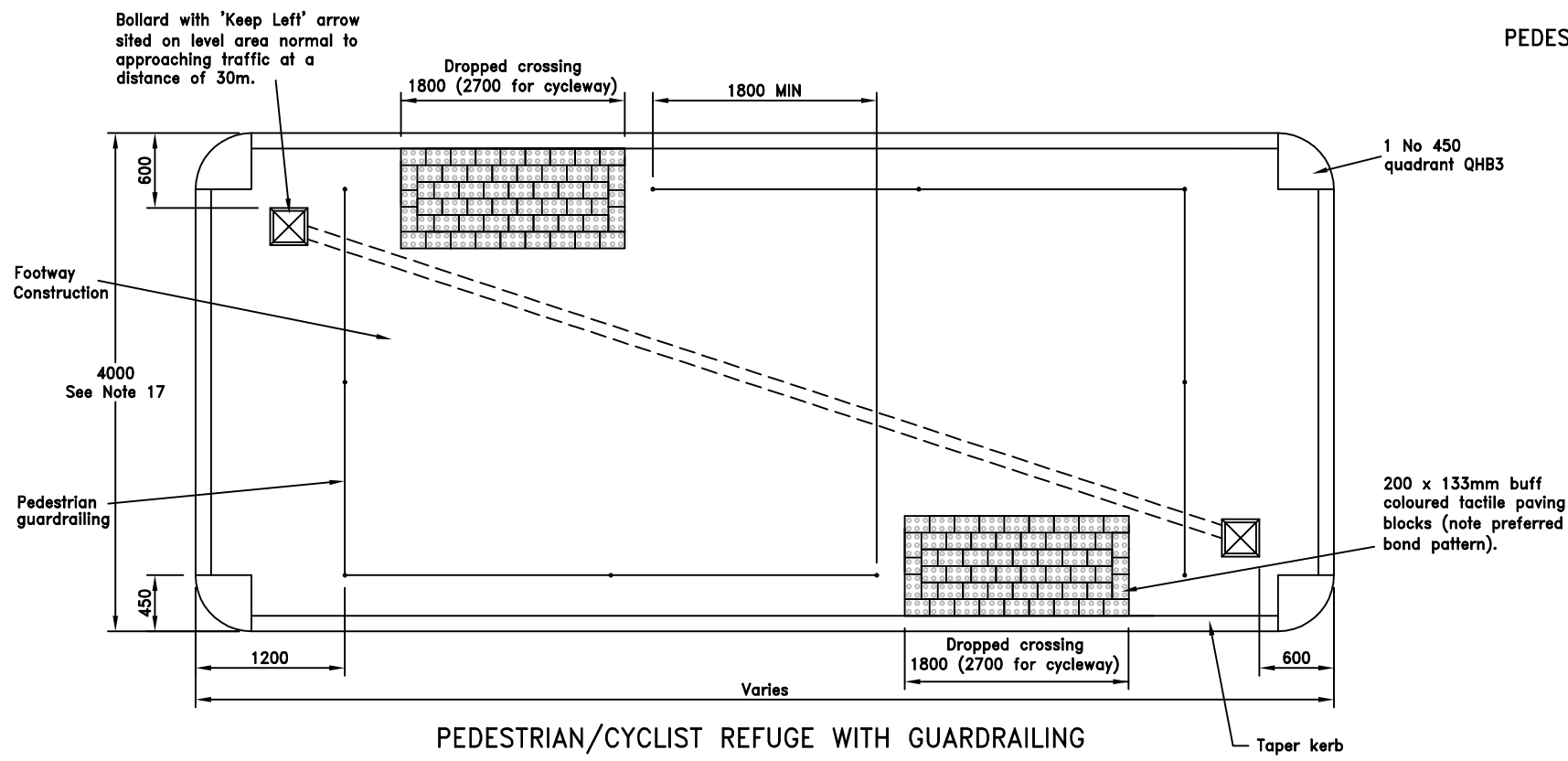
JUNCTION AND ROUNDABOUT ISLAND WITH PEDESTRIAN/CYCLIST REFUGE



SEPARATION ISLANDS



PEDESTRIAN/CYCLIST REFUGE



PEDESTRIAN/CYCLIST REFUGE WITH GUARDRAILING

Use of bollards:
Illuminated bollards are to be used on islands except in the following circumstances:
When an island incorporates an illuminated "keep Left" arrow on a separate post or a traffic signal, then a non-illuminated Glasdon Signmaster Rebound bollard may be used instead. See drawing: SD/1200/03A for details.

- Notes**
- All dimensions are in millimetres.
 - This drawing must be read in conjunction with SD/1100/1A, 3A and 4A.
 - All island design and positioning must be to the approval of the Director.
 - Minimum island widths:
Separation island (pedestrian flows insignificant) 1200
Pedestrian refuge 2000
Cycleway refuge 2500
 - Pedestrian refuges may be one island or two separate identical islands minimum dimensions as shown.
 - Pedestrian refuge area 2000 square min. This dimension must be increased to 2500 for busy sites and cycleway crossings.
 - All islands to be of flexible footway construction unless otherwise specified.
 - Kerb height at crossing point to be 0-6mm.
 - A dropped crossing must be provided in footways and cycleways opposite the islands.
 - Tactile surfaces in accordance with Guidance on the use of Tactile Paving Surfaces to be laid at cycleway crossing points and elsewhere as directed.
Uncontrolled crossings - buff blocks.
Controlled crossings - red blocks.
 - Where guardrails are required the refuge must be a single island of minimum width 3000.
 - Guardrails must be set back 450 from edge of carriageway and 1200 from the noses of islands.
 - Openings in the guardrails on islands must be offset.
 - A 'Keep Left' bollard must be installed facing on coming traffic on each island.
 - An externally illuminated 'Keep Left' arrow Diag. 610 may be required in addition to bollards.
 - All electrical equipment must be to the approval of the Director.
 - Pedestrian/cyclist refuge with guardrailing, 4000 is the preferred width, 2500 absolute minimum.
 - Cable duct to be 75 diameter PVCu. Black for Electricity Company cables, orange for Highway Authority cables.

Do not scale this drawing

Rev	Date	Description	Checked
B	MAR 11	Tactile paving amended	KJW
A	MAR 08	Various minor amendments	KPT

